

SPARE PARTS

EXAMPLES OF ORDER NUMBERS FOR CLAMP SCREWS, SET BOLTS, WRENCHES, etc. ... P002

SPARE PARTS

CLAMP SCREW.....	P004
SET BOLT	P010
ADJUSTMENT OF SCREWS AND NUTS	P011
SHIM	P012
SHIM PIN AND CLAMP LEVER.....	P015
LOCK PIN.....	P016
CLAMP BRIDGE	P016
BREAKER PIECE	P016
COOLANT NOZZLE.....	P017
STOPPER.....	P017
ANTI SEIZE LUBRICANT	P017

REPLACEMENT PARTS FOR OLD TYPE TOOLS

TURNING HOLDERS	P018
GROOVING/CUTTING OFF	P023
BORING BARS	P024
BORING UNITS.....	P027
CARTRIDGE.....	P028
FACE MILLS.....	P029
INDEXABLE TYPE END MILLS	P035
BALL NOSE END MILLS.....	P040
INDEXABLE TYPE DRILLS.....	P042

STANDARD FOR NON-STOCK PARTS

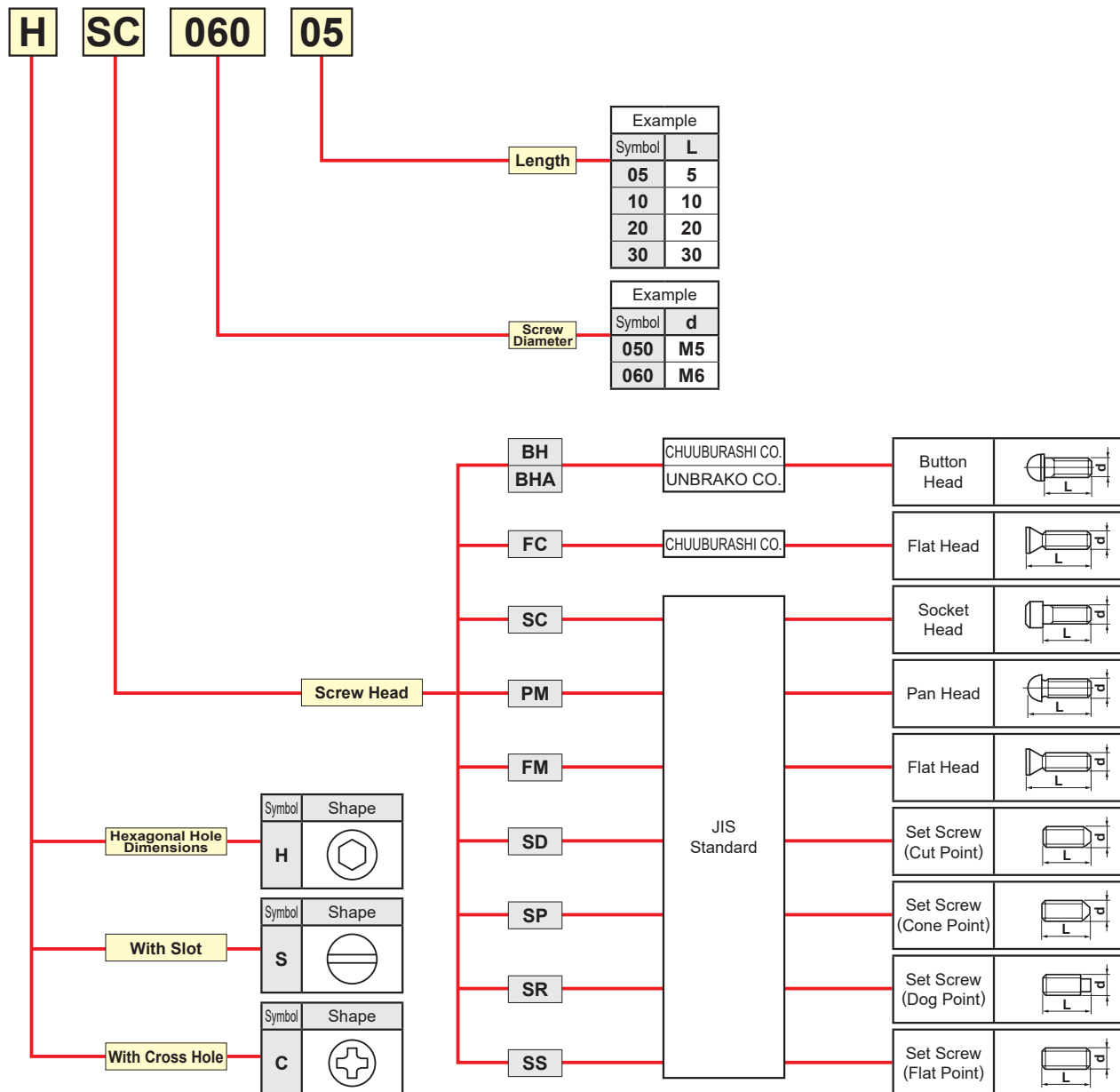
CLAMP SCREW.....	P046
PLUG	P046
STOP PLUG FOR NOZZLE	P046



SPARE PARTS

EXAMPLES OF ORDER NUMBERS FOR CLAMP SCREWS, SET BOLTS, WRENCHES, etc.

Order Numbers for Clamp Screws and Set Bolts (Metric Coarse Right Screw Thread)

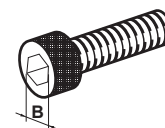


SPARE PARTS

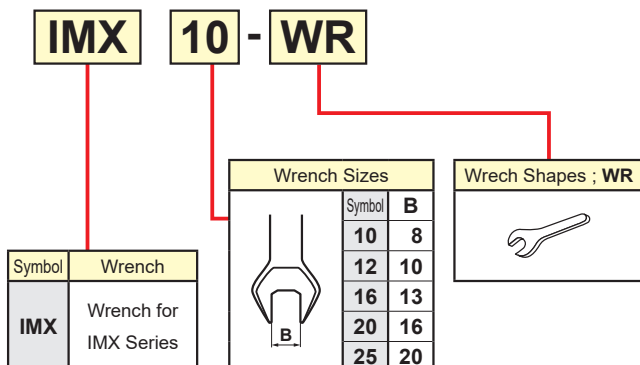
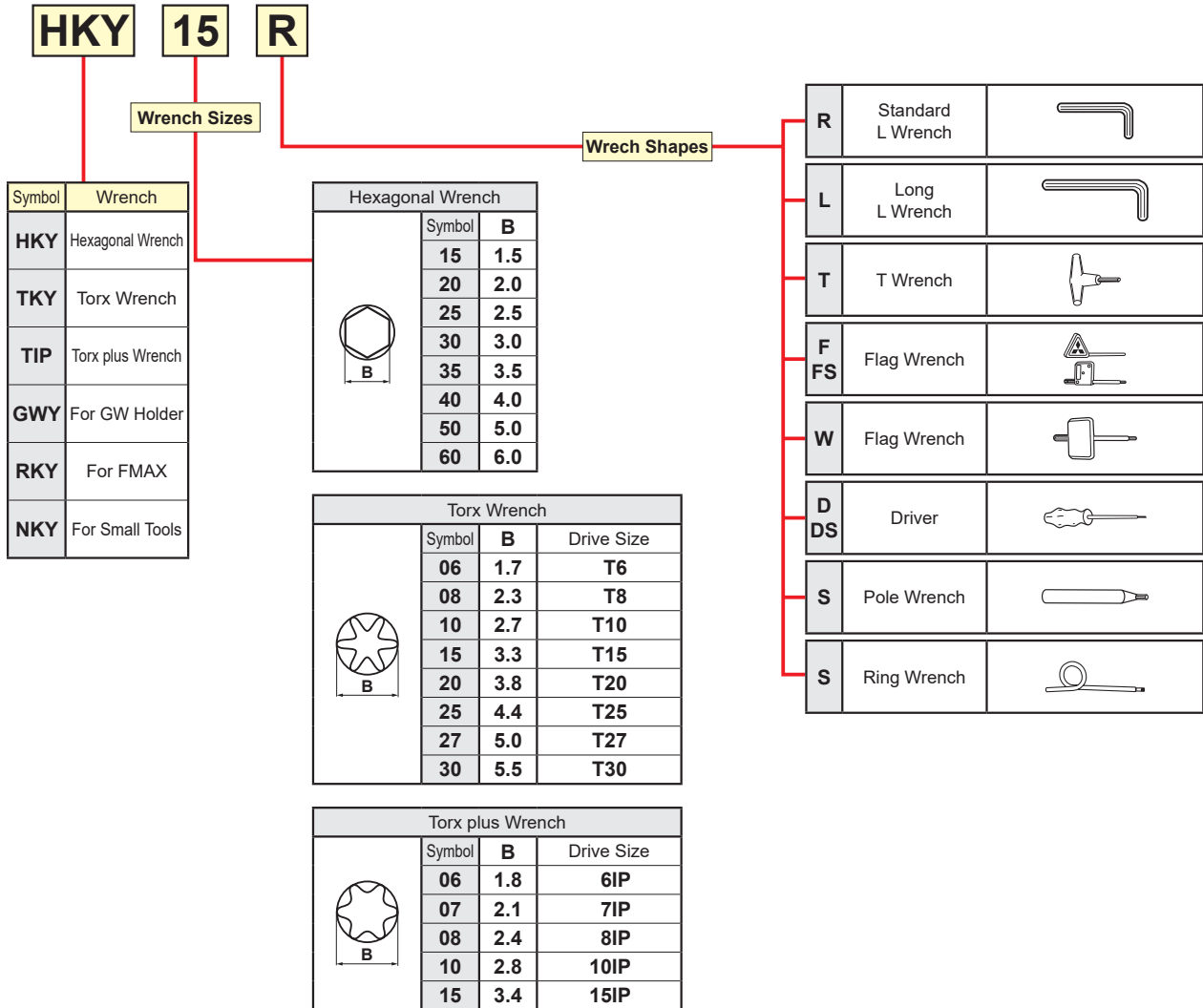
P

● Example of Hexagonal Hole

Diameter	Pitch	B Dimensions			
		HBH	HFC	HSC	HS \odot
M2	0.4	—	—	1.5	0.9
M2.5	0.45	—	—	2.0	1.3
M3	0.5	2.0	2.0	2.5	1.5
M4	0.7	2.5	2.5	3.0	2.0
M5	0.8	3.0	3.0	4.0	2.5
M6	1.0	4.0	4.0	5.0	3.0
M8	1.25	5.0	5.0	6.0	4.0
M10	1.5	6.0	6.0	8.0	5.0



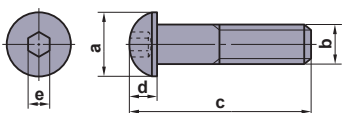
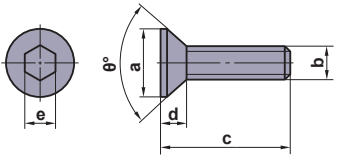
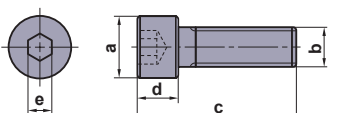
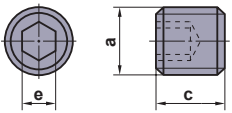
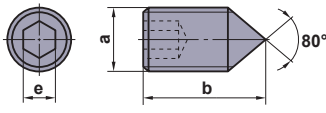
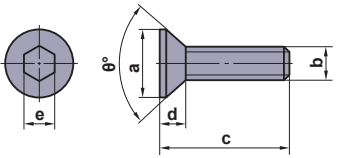
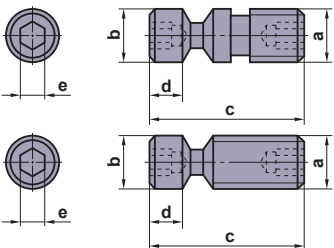
■ IDENTIFICATION OF WRENCH



SPARE PARTS

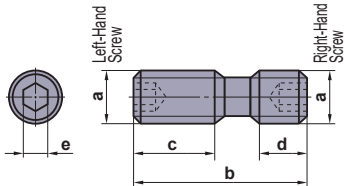
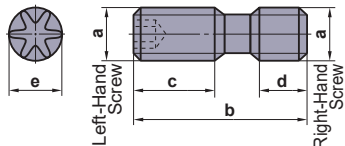
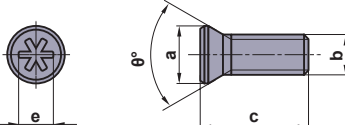
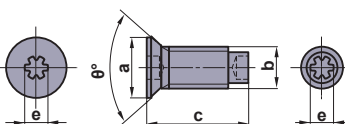
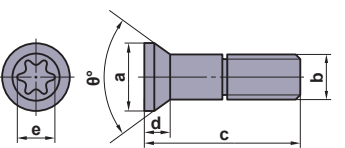
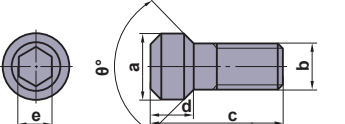
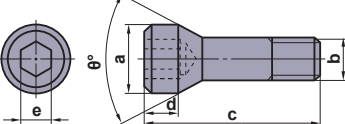
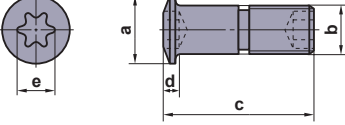
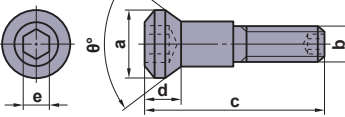
CLAMP SCREW

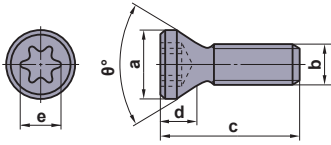
Shape	Order Number	Dimensions (mm)					Angle θ°	Drive Size	Torque (N·m)	Tool Holder
		a	b	c	d	e				
	AJS3010T10	5.0	M3×0.5	10.0	1.5	2.8	120	T10	2.5	SXZC (\odot C031), AJX (\odot L230), PMC (\odot L326)
	AJS4012T15	7.0	M4×0.7	12.0	2.2	3.4	120	T15	3.5	AJX (\odot L230), PMC (\odot L326)
	AJS5014T25	8.0	M5×0.8	14.0	2.7	4.5	120	T25	7.5	AJX (\odot L230)
	CS3 (For Use with C3)	7.0	M4×0.7	14.6	2.6	2.5	—	—	2.2	FCTU1/2 (\odot E034)
	CS4 (For Use with C4)	9.0	M5×0.8	15.4	3.4	3.0	—	—	3.3	FCTU1/2 (\odot E034)
	CS200T	3.2	M2×0.4	5.0	1.6	1.8	90	T6	0.6	FSTU1/2 (\odot E033), SBR (\odot M017)
	CS250T	3.7	M2.5×0.45	6.0	1.8	2.4	90	T8	1.0	FSTU1/2 (\odot E033), FA/VSP (\odot M013), SBR (\odot M017)
	* CS250560T	3.9	M2.5×0.45	5.2	2.5	2.4	60	T8	1.0	BRP (\odot L274)
	CS300890T	4.1	M3×0.5	8.0	2.1	2.4	90	T8	1.0	FSTU1/2 (\odot E033), DCCCR (\odot L281), STFP (\odot M011)
	* CS350760T	5.5	M3.5×0.6	7.0	4.0	3.4	60	T15	3.5	BRP (\odot L274)
	* CS350860T	5.5	M3.5×0.6	8.4	4.0	3.4	60	T15	3.5	BRP (\odot L274), MMTI (\odot G032)
	CS350990T	4.8	M3.5×0.6	9.0	2.4	2.8	90	T10	2.5	GY (\odot F017), OCTACUT (\odot L258), DCCCR (\odot L281)
	CS401160T	5.7	M4×0.7	11.0	4.5	3.4	60	T15	3.5	VOX400 (\odot L112)
	CS451190T	6.3	M4.5×0.75	11.0	2.9	3.9	90	T20	5.0	SDJE , SDNE (\odot C032)
	CS501290T	7.0	M5×0.8	11.0	3.5	4.5	90	T25	7.5	OCTACUT (\odot L258)
	* CS5015060T	7.2	M5×0.8	15.0	2.4	3.9	60	T20	5.0	AHX640S (\odot L072)
	DC0520T	8.5	M5×0.8	22.5	2.5	3.4	—	T15	3.5	DCLN (\odot C008), A (\odot DTFN)(\odot E022)
	DC0621T	10.5	M6×1.0	25.0	4.0	3.9	—	T20	5.0	DCLN (\odot C008), A (\odot DCLN)(\odot E021)
	FC400890T	5.6	M4×0.7	7.5	1.3	2.8	90	T10	2.5	STGE (\odot C033), STFE (\odot C033, E051), SMG (\odot F138)
	GY05016S	8.7	M5×0.8	16.0	3.5	3.9	90	T20	5.0	GYAR/L20 , GYAR/L25 (\odot F087)
	GY06013M	12.0	M6×1.0	18.0	5.0	5.6	—	T30	6.0	GYHR/L (\odot F023), GYDR/L (\odot F087)
	KS1	7.0	M4×0.7	14.0	5.0	—	—	—	—	PTFNR/L (\odot M007), CSKPR (\odot M009)
	KS2	10.0	M6×1.0	18.0	7.0	—	—	—	—	PTFNR/L (\odot M007), CSKPR (\odot M009)
	KS1S	7.0	M4×0.7	14.0	5.0	—	—	—	—	SBR (\odot M017)
	KS2S	10.0	M6×1.0	18.0	7.0	—	—	—	—	SBR (\odot M017)

Shape	Order Number	Dimensions (mm)					Angle θ°	Drive Size	Torque (N·m)	Tool Holder
		a	b	c	d	e				
	HBH06012	10.5	M6×1.0	15.3	3.3	4.0	—	—	7.0	PMF(⊖L328)
	HBH06020	10.5	M6×1.0	23.3	3.3	4.0	—	—	7.0	MGH(⊖F136), MTH(⊖G028)
	HBH08025	14.0	M8×1.25	29.4	4.4	5.0	—	—	9.0	PTFN(⊖M007), CSKP(⊖M009), STGP(⊖M011)
	HBH08030	14.0	M8×1.25	34.4	4.4	5.0	—	—	9.0	PTFN, PCLN(⊖M007)
	HBH08040	14.0	M8×1.25	48.4	4.4	5.0	—	—	9.0	FF3000(⊖L098)
Includes products with the same shape as commercial products (JIS Standard).										
	HFC03006	6.0	M3×0.5	8.0	1.7	2.0	—	—	2.5	MMTI(⊖G032)
	HFC03008	6.0	M3×0.5	8.5	1.7	2.0	—	—	2.5	MMTE(⊖G023)
	HFC04008	8.0	M4×0.7	13.0	2.3	2.5	—	—	3.0	MMTI(⊖G032)
	HFC04010	8.0	M4×0.7	16.0	2.3	2.5	—	—	3.0	MMTE(⊖G023)
	HSC02006	3.8	M2×0.4	8.0	2.0	1.5	—	—	1.4	FA0, FV0(⊖M013)
	HSC02506	4.5	M2.5×0.45	8.5	2.5	2.0	—	—	2.2	FA1, FV1(⊖M013)
	HSC03010	5.5	M3×0.5	13.0	3.0	2.5	—	—	3.3	FA2, FV2(⊖M013)
	HSC04012	7.0	M4×0.7	16.0	4.0	3.0	—	—	6.0	FA3, FV3(⊖M013)
	HSC05012	8.5	M5×0.8	17.0	5.0	4.0	—	—	9.0	SBH(⊖E032, G038, F143)
	HSC05016	8.5	M5×0.8	21.0	5.0	4.0	—	—	9.0	FA4, FV4(⊖M013)
	HSC06020	10.0	M6×1.0	16.0	6.0	5.0	—	—	13.0	PTFN(⊖M007), STFP(⊖M011)
	HSS04004	M4×0.7	—	4.0	—	2.0	—	—	1.6	RBH(⊖E026, G039, F142)
	HSS04006	M4×0.7	—	6.0	—	2.0	—	—	1.6	RBH(⊖E026, G039, F142)
	HSS04008	M4×0.7	—	8.0	—	2.0	—	—	1.6	RBH(⊖E026, G039, F142)
	LLR1	M5×0.8	—	3.5	—	2.5	—	—	—	PTFN, PTGN, PSKN(⊖M007)
	LLR2	M6×1.0	—	5.0	—	3.0	—	—	—	PTFN, PSKN, PCLN(⊖M007)
Includes products with the same shape as commercial products (JIS Standard).										
	HSP05008C	M5×0.8	8.0	—	—	2.5	—	—	2.5	PVJN(⊖C019), DPVP(⊖E050)
	HY-A1	4.4	M3×0.5	7.0	2.1	2.0	82	—	1.5	FA1(⊖M013)
	HY-V1	5.5	M3×0.5	7.0	2.5	2.0	82	—	1.5	FV1(⊖M013)
	HY2	5.5	M3×0.5	10.0	2.5	2.0	82	—	1.5	FA2, FV2(⊖M013)
	HY3	7.0	M3.5×0.6	12.0	2.9	2.0	82	—	1.5	FA3, FV3(⊖M013)
	HY4	9.3	M5×0.8	16.0	3.6	3.0	82	—	3.3	FA4, FV4(⊖M013)
 <p>LLCS103, LLCS105 LLCS125, LLCS205</p> <p>The products with "☆" do not have a hexagonal hole at the end marked a.</p> <p>The products with "*" do not have a hexagonal hole at the end marked b.</p>	☆ LLCS103	M3×0.5	4.0	11.0	4.6	2.0	—	—	1.5	FAPN, FVPN(⊖M013)
	* LLCS105	M5×0.8	M5×0.8	10.0	1.5	2.0	—	—	1.5	PSBN(⊖C012), A○○○-PCLN(⊖E044)
	LLCS106	M6×1.0	6.0	16.5	3.5	2.5	—	—	2.2	PCLN(⊖C008), A○○○-PTFN(⊖E043)
	* LLCS106S	M6×1.0	6.0	13.4	0.7	2.5	—	—	2.2	PSKN, PCLN, PSYN(⊖M007)
	LLCS108	M8×1.25	8.0	21.0	6.5	3.0	—	—	3.3	PCLN(⊖C008), DPTF(⊖E048)
	* LLCS108S	M8×1.25	8.0	16.5	2.0	3.0	—	—	3.3	A○○○-PSKN(⊖E043), PTFN(⊖M007)
	LLCS125	M5×0.8	M5×0.8	12.0	2.0	2.0	—	—	1.5	A○○○-PDUN(⊖E044)
	LLCS205	M5×0.8	M5×0.8	16.0	4.0	2.0	—	—	1.5	PRGC, PRDC(⊖C025)
	LLCS206	M6×1.0	6.0	26.0	13.0	2.5	—	—	2.2	PTGN(⊖C016), PTFN(⊖C017)
	LLCS306	M6×1.0	6.0	21.0	4.0	2.5	—	—	2.2	PRGC, PRDC(⊖C025)
	LLCS310	M10×1.0	10.0	29.0	8.0	4.0	—	—	7.0	PCLN(⊖C008), PSBN(⊖C012), PSSN(⊖C013)
LLCS508	M8×1.0	8.0	24.0	6.5	3.0	—	—	3.3	PCLN(⊖C008), PSBN(⊖C012), PSSN(⊖C013)	

SPARE PARTS

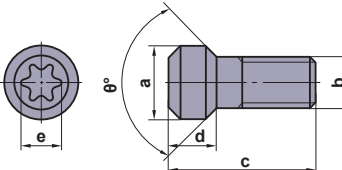
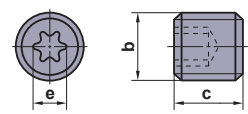
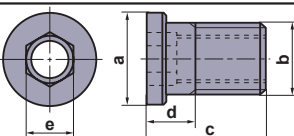
CLAMP SCREW

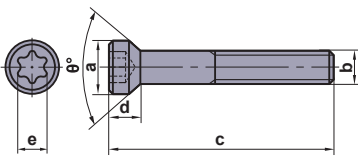
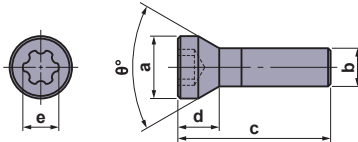
Shape	Order Number	Dimensions (mm)					Angle θ°	Drive Size	Torque (N·m)	Tool Holder
		a	b	c	d	e				
 <p>The products with "*" do not have a hexagonal hole at the end of Right-Hand Screw side.</p>	LS3	M8×1.0	32.0	13.0	13.0	4.0	—	—	8.2	FF3000 (\odot L098)
	* LS10	M7×0.75	16.0	6.0	6.0	4.0	—	—	8.2	FE404 (\odot L339)
	* LS14	M7×0.75	24.0	10.0	10.0	4.0	—	—	7.8	FP490 (\odot L335), FP590 (\odot L337)
	LS25	M8×1.0	28.5	12.0	10.5	4.0	—	—	7.8	MCLN (\odot C009), MSBN (\odot C012), MSSN (\odot C014)
	LS10T	M7×0.75	14.0	6.0	5.0	4.5	—	T25	8.0	NF10000 (\odot L097)
	LS15T	M7×0.75	18.0	7.0	7.0	4.5	—	T25	8.0	AOX445 (\odot L088)
	LS0622T	M6×0.75	22.0	8.0	8.0	3.4	—	T15	6.0	AHX640W (\odot L081), WSF406W (\odot L084)
	NS251	3.6	M2.5×0.45	7.0	—	2.2	60	—	0.7	BTVH (\odot D016), CSVH (\odot D027)
	NS401	5.8	M4×0.7	6.0	—	3.6	60	—	3.5	CTAH-S (\odot D020)
	NS402W	5.85	M4×0.7	10.0	—	2.2	60	—	0.7	BTAH (\odot D014), CTAH (\odot D020), CTBH (\odot D022)
	NS403W	5.85	M4×0.7	12.0	—	2.2	60	—	0.7	BTAH (\odot D014), CTAH (\odot D020), CTBH (\odot D022)
	NS404W	5.80	M4×0.7	10.0	—	2.2	90	—	0.7	GTAH , GTBH , GTCH (\odot D018)
	RS3008T	4.3	M3×0.35	8.6	2.0	2.4	61	T8	1.5	SRF (\odot L300), SUF (\odot L304)
	RS3510T	5.0	M3.5×0.35	10.0	2.3	2.8	61	T10	2.5	SRF (\odot L300), SUF (\odot L304)
	RS4015T	6.0	M4×0.5	14.0	2.7	3.4	61	T15	3.3	SRF (\odot L300), SUF (\odot L304)
	RS5020T	8.1	M5×0.5	16.4	3.6	3.9	61	T20	5.0	SRF (\odot L300), SUF (\odot L304)
	RS6025T	9.5	M6×0.75	21.5	4.2	4.5	61	T25	7.5	SRF (\odot L300), SUF (\odot L304)
	RS8030T	12.0	M8×0.75	25.0	5.0	5.6	61	T30	10.0	SRF (\odot L300), SUF (\odot L304)
	S1	3.5	M2×0.4	5.5	2.2	1.5	92	—	0.6	FA0 , FV0 (\odot M013)
	SD32	12.0	M8×1.25	28.0	7.2	6.0	50	—	9.5	DPVP (\odot E050)
	SD40	12.0	M8×1.25	36.0	7.2	6.0	50	—	9.5	DPVP (\odot E050)
	SETS51	6.8	M5×0.8	14.8	1.5	3.4	—	T15	3.5	MMTE (\odot G023), MMTI (\odot G032)
	SETS61	8.0	M6×1.0	20.0	1.8	3.9	—	T20	5.0	MMTE (\odot G023), MMTI (\odot G032)
	SLCS105	10.0	M5×0.8	25.0	6.3	4.0	90	—	7.0	MTJN (\odot C017), A \odot MMWLN (\odot E047)
	SLCS106	12.0	M6×1.0	32.0	6.2	4.0	90	—	7.0	MTJN (\odot C017), MTEN , MTQN (\odot C018)

Shape	Order Number	Dimensions (mm)					Angle	Drive	Torque	Tool Holder
		a	b	c	d	e	θ°	Size	(N·m)	
	TPS20	2.70	M2×0.4	3.5	1.3	1.80	60	6IP	0.5	ARX (\ominus L270)
	TPS20-1	2.65	M2×0.4	4.7	2.4	1.80	60	6IP	0.6	MVX (\ominus N160)
	TPS22	3.00	M2.2×0.45	4.7	1.6	2.10	60	7IP	0.5	ARX (\ominus L270)
	TPS22S	3.00	M2.2×0.45	4.2	1.6	2.10	60	7IP	0.5	ARX (\ominus L270)
	TPS25	3.30	M2.5×0.45	5.5	1.7	2.10	60	7IP	1.0	APX3000 (\ominus L137), APX3K (\ominus L142), MVX (\ominus N160)
	TPS25-1	3.30	M2.5×0.45	6.5	1.7	2.10	60	7IP	1.0	APX3000 (\ominus L137), APX3K (\ominus L142)
	TPS27F1	3.70	M2.7×0.35	6.5	1.8	2.10	60	7IP	1.0	VPX200 (\ominus L157, L159)
	TPS27F2	3.70	M2.7×0.35	8.0	1.8	2.10	60	7IP	1.0	VPX200 (\ominus L157, L159)
	TPS3	3.90	M3×0.5	6.7	2.0	2.82	60	10IP	2.0	MVX (\ominus N161)
	TPS3R	4.60	M3×0.5	8.5	1.9	2.82	60	10IP	2.0	WJX09 (\ominus L243)
	TPS3SB	4.40	M3×0.5	8.0	2.0	2.70	80	10IP	3.0	AXD4000A (\ominus L203)
	TPS35	5.30	M3.5×0.6	11.5	2.8	3.40	60	15IP	3.5	ASX445 (\ominus L056), ASX400 (\ominus L116), PMR (\ominus L330)
	TPS351	4.80	M3.5×0.6	7.2	2.4	2.82	60	10IP	2.5	MVX (\ominus N161)
	TPS351B	5.10	M3.5×0.6	7.2	2.3	2.82	60	10IP	2.5	ARP (\ominus L265)
	TPS4	5.30	M4×0.7	8.0	2.6	3.40	60	15IP	3.5	APX4000 (\ominus L146), ARP (\ominus L265), MVX (\ominus N162)
	TPS40F1	5.30	M4×0.5	10.5	2.8	3.40	60	15IP	3.0	VPX300 (\ominus L163)
	TPS43	5.30	M4×0.7	10.0	2.6	3.40	60	15IP	4.0	APX4000 (\ominus L146), APX4K (\ominus L152), MVX (\ominus N163)
	TPS4R	6.40	M4×0.7	10.6	2.9	3.40	60	15IP	3.5	WSX445 (\ominus L040)
	TPS54	6.80	M5×0.8	12.0	3.2	4.50	60	25IP	7.5	MVX (\ominus N164)

SPARE PARTS

CLAMP SCREW

Shape	Order Number	Dimensions (mm)					Angle θ°	Drive Size	Torque (N·m)	Tool Holder
		a	b	c	d	e				
	* TS16	2.5	M1.6×0.35	3.2	1.6	1.8	60	T6	0.6	C○○○SCLC(⊕E024)
	TS2	2.7	M2×0.4	4.6	1.4	1.8	60	T6	0.6	FSWU(⊕E016), C○○○SWUB(⊕E024)
	TS202	2.7	M2×0.4	5.5	1.8	1.8	60	T6	0.6	SVLP(⊕D012), FSVU(⊕E018), FSVJ(⊕E020)
	* TS2A	2.7	M2×0.4	4.5	1.2	1.8	60	T6	0.6	AQX(⊕L220)
	TS2C	2.7	M2×0.4	3.8	1.4	1.8	60	T6	0.6	C○○○SWUB(⊕E024), C○○○STUC(⊕E025)
	☆ TS2D	3.8	M2×0.4	5.3	1.9	1.8	82	T6	0.6	FSTUP(⊕E010)
	TS21	2.7	M2×0.4	3.4	1.4	1.8	60	T6	0.6	C○○○SCLC(⊕E024), FSWL(⊕E035)
	* TS22	3.0	M2.2×0.45	5.0	1.2	1.8	60	T6	0.6	S/C○○○STFC(⊕E036)
	* TS25	3.3	M2.5×0.45	5.5	1.7	2.4	60	T8	1.0	SCLC(⊕C023), FSDUC(⊕E012), FSL(⊕F144)
	☆ TS25D	4.4	M2.5×0.45	6.2	2.2	2.4	82	T8	1.0	FSTUP(⊕E010)
	* TS25H	3.6	M2.5×0.45	5.5	2.0	2.4	60	T8	1.0	SRM2(⊕L308)
	TS253	3.3	M2.5×0.45	4.5	1.7	2.4	60	T8	1.0	FSCL(⊕E008), FSWU(⊕E016)
	TS254	3.3	M2.5×0.45	7.0	1.7	2.4	60	T8	1.0	SCAC(⊕D010), SDJC(⊕D011), SH(⊕D026)
	* TS255	3.5	M2.5×0.45	7.5	1.6	2.4	60	T8	1.0	SXZC(⊕C031), SVLP, SVJB(⊕D012)
	TS3	3.9	M3×0.5	6.0	2.0	2.4	60	T8	1.0	SRGC(⊕C026), STGC(⊕C028), TSMP(⊕L320)
	TS304	3.9	M3×0.5	10.5	2.0	2.4	60	T8	1.5	VAS300(⊕L132)
	TS3D	5.0	M3×0.5	6.0	2.3	2.8	82	T10	2.5	FSCLC, FSCLP(⊕E008)
	* TS3SB	4.4	M3×0.5	8.0	2.0	2.4	80	T8	1.5	AXD4000(⊕L194)
	TS3SBS	4.4	M3×0.5	6.5	2.0	2.4	80	T8	1.5	AXD4000(⊕L194)
	☆ TS31D	4.8	M3×0.5	7.2	2.2	2.8	82	T10	2.5	FSTUP(⊕E010)
	* TS32	3.9	M3×0.5	7.5	2.0	2.4	60	T8	2.0	SVJC(⊕D013), FSL(⊕F144), SRM2(⊕L308)
	* TS33	3.9	M3×0.5	6.7	2.0	2.4	60	T8	1.5	AQX(⊕L220), AJX(⊕L230), PMC(⊕L326)
	* TS35D	5.3	M3.5×0.6	12.0	2.8	3.4	60	T15	3.5	FSVU(⊕E018), H63TH-SVPB(⊕H013)
	TS35R	5.7	M3.5×0.6	10.0	2.1	3.4	—	T15	3.5	AHX440S(⊕L062), AHX475S(⊕L068)
	TS351	4.8	M3.5×0.6	7.2	2.4	2.8	60	T10	2.5	AJX(⊕L230), PMC(⊕L326)
	TS352	4.8	M3.5×0.6	10.0	3.0	2.8	60	T10	2.5	VFX5(⊕L293)
	TS4	5.4	M4×0.7	8.0	2.6	3.4	60	T15	3.5	FSWU(⊕E016), FSWL(⊕E035)
	TS406	5.4	M4×0.7	15.5	2.6	3.4	60	T15	3.5	VAS400(⊕L132)
	TS407	5.4	M4×0.7	9.0	2.6	3.4	60	T15	3.5	GYH(⊕F023), GYDRIL(⊕F087), AQX(⊕L220)
	TS4D	5.6	M4×0.7	7.7	2.5	3.4	82	T15	3.5	FSCL(⊕E008), FSTUP(⊕E010)
TS43	5.4	M4×0.7	10.0	2.6	3.4	60	T15	3.5	SCLC(⊕C023), AJX(⊕L230), BRP(⊕L275)	
TS44	5.4	M4×0.7	12.0	2.6	3.4	60	T15	3.5	SVJC(⊕C029), SVPC(⊕C030)	
TS450	5.9	M4.5×0.75	13.0	3.6	3.9	60	T20	5.0	VFX6(⊕L297)	
* TS4SB	5.8	M4×0.7	9.0	2.7	3.4	80	T15	3.5	AXD7000(⊕L208)	
* TS4SBL	5.8	M4×0.7	10.5	2.7	3.4	80	T15	3.5	GYS(⊕F017), AXD7000(⊕L208)	
* TS4SL	5.4	M4×0.7	8.0	2.4	3.4	80	T15	4.0	BXD4000(⊕L216)	
TS5	6.8	M5×0.8	9.0	3.2	4.5	60	T25	7.5	SCLC(⊕C023), S/C○○○SDUC(⊕E037)	
TS5R	6.9	M5×0.8	12.0	3.5	3.9	60	T20	5.0	WWX400(⊕L101), WJX(⊕L251)	
TS52	6.8	M5×0.8	8.0	3.2	4.5	60	T25	7.5	CESP(⊕L318)	
TS53	6.8	M5×0.8	16.0	3.2	4.5	60	T25	7.5	VAS500(⊕L132)	
TS54	6.8	M5×0.8	12.0	3.2	4.5	60	T25	7.5	AJX(⊕L230), BRP(⊕L275)	
TS55	6.8	M5×0.8	10.5	3.2	4.5	60	T25	7.5	GYH(⊕F023), GYD(⊕F087), AQX(⊕L220)	
* TS6S	8.5	M6×1.0	13.0	4.4	5.6	60	T30	10.0	AQX(⊕L220), SRM2(⊕L316)	
* TS6	8.5	M6×1.0	16.0	4.4	5.6	60	T30	10.0	SRM2(⊕L316)	
	TSS04005	—	M4×0.7	5.0	—	2.4	—	T8	—	PMF(⊕L328)
	TSS04505S	—	M4.5×0.7	5.0	—	3.5	—	T10	3.5	FMAX(⊕L089)
	TSS05006	—	M5×0.8	6.0	—	2.8	—	T10	—	CSKP(⊕M009), STFP(⊕M011)
	TSS06010	—	M6×1.0	10.0	—	3.9	—	T20	—	CSKP(⊕M009), STFP(⊕M011)
	TSS06012	—	M6×1.0	12.0	—	3.9	—	T20	—	STGP, STTP(⊕M011)
	WCS503507H	6.3	M5×0.5	7.0	3.3	3.5	—	—	5.0	ASX445(⊕L056), ASX400(⊕L116), PMR(⊕L330)

Shape	Order Number	Dimensions (mm)					Angle θ°	Drive Size	Torque (N·m)	Tool Holder
		a	b	c	d	e				
	WS304517T	4.5	M3×0.5	16.5	3.4	2.8	60	T10	3.5	TAW (\ominus N151)
	WS304518T	4.5	M3×0.5	17.5	3.4	2.8	60	T10	3.5	TAW (\ominus N151)
	WS355520T	5.5	M3.5×0.6	19.5	3.9	3.4	60	T15	5.5	TAW (\ominus N152)
	WS355521T	5.5	M3.5×0.6	20.5	3.9	3.4	60	T15	5.5	TAW (\ominus N152)
	WS406023T	6.0	M4×0.7	22.0	4.4	4.5	60	T25	8.5	TAW (\ominus N153, N159)
	WS406024T	6.0	M4×0.7	23.0	4.4	4.5	60	T25	8.5	TAW (\ominus N153, N159)
	WS508026T	8.0	M5×0.8	25.0	5.2	5.1	60	T27	12.0	TAW (\ominus N154)
	WS508027T	8.0	M5×0.8	26.0	5.2	5.1	60	T27	12.0	TAW (\ominus N154)
	WS203107TPS	3.1	M2×0.25	7.3	1.70	1.80	60	6IP	1.0	STAW (\ominus N150)
	WS203108TPS	3.1	M2×0.25	8.3	1.90	1.80	60	6IP	1.0	STAW (\ominus N150)
	WS253909TPS	3.9	M2.5×0.35	9.5	2.40	2.40	60	8IP	2.0	STAW (\ominus N150)
	WS304912TPS	4.9	M3×0.35	12.0	3.25	2.82	60	10IP	2.5	STAW (\ominus N150)

SPARE PARTS

SET BOLT

Shape	Order Number	Dimensions (mm)					Angle θ°	Drive Size	Torque (N·m)	Tool Holder
		a	b	c	d	e				
	BOES101	15.0	M10×1.5	45.0	10.0	8.0	60	—	10.0	OCTACUT(⊕L259)
	HFF08033H	11.0	M8×1.25	33.0	5.0	5.0	90	—	8.2	WJX09(⊕L242)
	HFF08043H	11.0	M8×1.25	43.0	5.0	5.0	90	—	8.2	AXD4000(⊕L195), BXD(⊕L217)
	HSC06016	10.0	M6×1.0	22.0	6.0	5.0	—	—	13.0	PTFN(⊕M007), STFP(⊕M011)
	HSC06020	10.0	M6×1.0	31.0	6.0	5.0	—	—	13.0	PTFN(⊕M007), STFP(⊕M011)
	* HSC08025H	13.0	M8×1.25	24.0	8.0	6.0	—	—	24.0	WSX445(⊕L041), AHX440(⊕L063), VPX200(⊕L158)
	* HSC08030H	13.0	M8×1.25	38.0	8.0	5.0	—	—	24.0	FMAX(⊕L090), APX3000(⊕L137), APX4000(⊕L147)
	HSC08040	13.0	M8×1.25	48.0	8.0	6.0	—	—	24.0	APX3K(⊕L143), VPX300(⊕L166), VFX5(⊕L293)
	HSC08045	13.0	M8×1.25	53.0	8.0	6.0	—	—	24.0	VPX200(⊕L160)
	HSC08050	13.0	M8×1.25	58.0	8.0	6.0	—	—	24.0	VPX200(⊕L160), VPX300(⊕L166), VFX5(⊕L293)
	* HSC10030H	16.0	M10×1.5	40.0	10.0	6.0	—	—	40.0	WSX445(⊕L041), AHX440(⊕L063), AHX475(⊕L068)
	HSC10035	16.0	M10×1.5	45.0	10.0	8.0	—	—	44.0	WWX400(⊕L102), VFX5(⊕L293), PMR(⊕L330)
	HSC10040	16.0	M10×1.5	50.0	10.0	8.0	—	—	44.0	VPX300(⊕L166)
	HSC10045	16.0	M10×1.5	55.0	10.0	8.0	—	—	44.0	APX3K(⊕L143), VPX200(⊕L160), VFX5(⊕L293)
	HSC10050	16.0	M10×1.5	60.0	10.0	8.0	—	—	44.0	APX4K(⊕L153), VPX300(⊕L166)
	HSC10055	16.0	M10×1.5	65.0	10.0	8.0	—	—	44.0	VFX5(⊕L293)
	HSC10060	16.0	M10×1.5	70.0	10.0	8.0	—	—	44.0	VPX300(⊕L166)
	HSC10070	16.0	M10×1.5	80.0	10.0	8.0	—	—	44.0	ASPX(⊕L288)
	HSC12035	18.0	M12×1.75	47.0	12.0	10.0	—	—	80.0	WSX445(⊕L041), AHX440(⊕L063), AHX475(⊕L068)
	* HSC12035H	18.0	M12×1.75	47.0	12.0	10.0	—	—	80.0	WSX445(⊕L041), AHX440(⊕L063), AHX475(⊕L068)
	HSC12045	18.0	M12×1.75	57.0	12.0	10.0	—	—	80.0	VFX5(⊕L293), VFX6(⊕L297)
	HSC12050	18.0	M12×1.75	62.0	12.0	10.0	—	—	80.0	VPX300(⊕L166)
	HSC12060	18.0	M12×1.75	72.0	12.0	10.0	—	—	80.0	VPX300(⊕L166)
	HSC12070	18.0	M12×1.75	82.0	12.0	10.0	—	—	80.0	APX4K(⊕L153), VPX300(⊕L166), SPX4(⊕L284)
	HSC16035	24.0	M16×2.0	51.0	16.0	14.0	—	—	150.0	OCTACUT(⊕L259)
	HSC16040	24.0	M16×2.0	56.0	16.0	14.0	—	—	150.0	VFX6(⊕L297), PMR(⊕L330)
	* HSC16040H	24.0	M16×2.0	56.0	16.0	14.0	—	—	150.0	AHX475(⊕L068), APX3000(⊕L137), APX4000(⊕L147)
	HSC16055	24.0	M16×2.0	71.0	16.0	14.0	—	—	150.0	VPX300(⊕L166)
	HSC16065	24.0	M16×2.0	81.0	16.0	14.0	—	—	150.0	VPX300(⊕L166), SPX4(⊕L284)
	HSC16080	24.0	M16×2.0	96.0	16.0	14.0	—	—	150.0	ASPX(⊕L288), VFX5(⊕L293), VFX6(⊕L297)
	HSC20040	30.0	M20×2.5	60.0	20.0	17.0	—	—	320.0	VFX6(⊕L297)
HSC20090	30.0	M20×2.5	110.0	20.0	17.0	—	—	320.0	VFX6(⊕L297)	
	HSCX12030H	24.0	M12×1.75	37.0	7.0	8.0	—	—	40.0	FMAX(⊕L089)
	HSCX16035H	30.0	M16×2.0	44.0	9.0	12.0	—	—	100.0	FMAX(⊕L091)
	HSCX16045H	30.0	M16×2.0	54.0	9.0	12.0	—	—	100.0	FMAX(⊕L091)
	HSCX20035H	36.0	M20×2.5	46.0	11.0	14.0	—	—	180.0	FMAX(⊕L091)
	MBA16033H	40.0	M16×2.0	43.0	10.0	14.0	—	—	150.0	WSX445(⊕L041), AHX440(⊕L063), AHX640(⊕L071)
	MBA20040H	50.0	M20×2.5	54.0	14.0	17.0	—	—	320.0	WSX445(⊕L041), AHX440(⊕L063), AHX475(⊕L068)
	MBA24045H	65.0	M24×3.0	59.0	14.0	17.0	—	—	520.0	WSX445(⊕L041), AHX440(⊕L063), AHX475(⊕L068)

* With coolant hole.

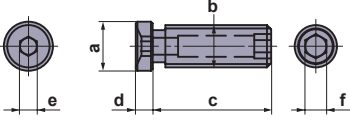

Includes products with the same shape as commercial products (JIS Standard).

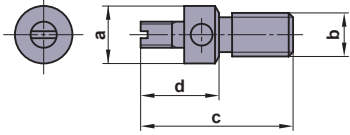

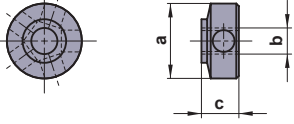

SPARE PARTS

P

Shape	Order Number	Dimensions (mm)						Torque (N·m)	Tool Holder
		a	a'	b	c	d	e		
	HDS08030	M8×0.75	M8×1.25	30.0	13.5	11.5	4.0	8.2	OCTACUT(⊕L259), BRP(⊕L276)
	HDS10031	M10×1.0	M10×1.5	31.0	14.0	12.0	5.0	9.0	OCTACUT(⊕L259), PMF(⊕L328)

STANDARD FOR ADJUSTABLE SCREWS AND NUTS

Shape	Order Number	Dimensions (mm)						Tool Holder
		a	b	c	d	e	f	
	HVS060519	5.8	M5×0.8	14.0	2.0	2.0	2.5	HVF ()M002)

Shape	Order Number	Dimensions (mm)				Tool Holder
		a	b	c	d	
	KSS2	6.6	M5×0.8	17.5	9.0	FMAX ()L089)
	KSN3	8.6	M3×0.35	4.3	—	FMAX ()L089)

SPARE PARTS

SHIM

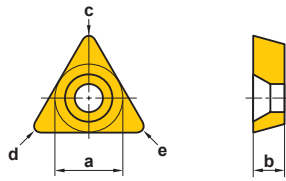
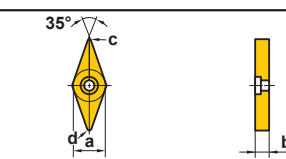
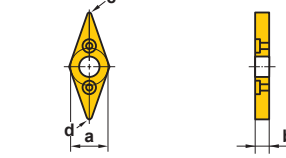
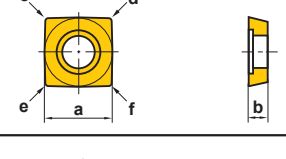
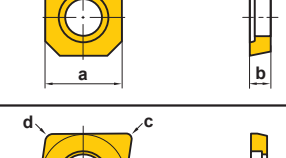
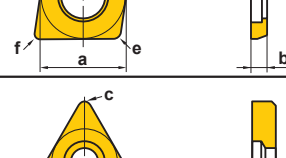
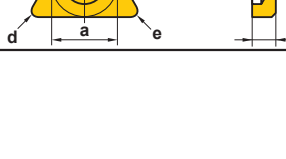
Shape	Order Number	Dimensions (mm)			Tool Holder
		a	b	c	
<p>Negative (-)</p>	CTE32TN15	9.525	3.18	-3°	MMTE(⊕G023)
	CTE32TN05	9.525	3.18	-2°	MMTE(⊕G023)
	CTE32TP05	9.525	3.18	-1°	MMTE(⊕G023)
	CTE32TP15	9.525	3.18	0°	MMTE(⊕G023)
	CTE32TP25	9.525	3.18	1°	MMTE(⊕G023)
	CTE32TP35	9.525	3.18	2°	MMTE(⊕G023)
	CTE32TP45	9.525	3.18	3°	MMTE(⊕G023)
	CTE43TN15	12.70	4.76	-3°	MMTE(⊕G023)
	CTE43TN05	12.70	4.76	-2°	MMTE(⊕G023)
	CTE43TP05	12.70	4.76	-1°	MMTE(⊕G023)
	CTE43TP15	12.70	4.76	0°	MMTE(⊕G023)
	CTE43TP25	12.70	4.76	1°	MMTE(⊕G023)
	CTE43TP35	12.70	4.76	2°	MMTE(⊕G023)
CTE43TP45	12.70	4.76	3°	MMTE(⊕G023)	
<p>Negative (-)</p>	CTI32TN15	9.525	3.18	-3°	MMTI(⊕G032)
	CTI32TN05	9.525	3.18	-2°	MMTI(⊕G032)
	CTI32TP05	9.525	3.18	-1°	MMTI(⊕G032)
	CTI32TP15	9.525	3.18	0°	MMTI(⊕G032)
	CTI32TP25	9.525	3.18	1°	MMTI(⊕G032)
	CTI32TP35	9.525	3.18	2°	MMTI(⊕G032)
	CTI32TP45	9.525	3.18	3°	MMTI(⊕G032)
	CTI43TN15	12.70	4.76	-3°	MMTI(⊕G032)
	CTI43TN05	12.70	4.76	-2°	MMTI(⊕G032)
	CTI43TP05	12.70	4.76	-1°	MMTI(⊕G032)
	CTI43TP15	12.70	4.76	0°	MMTI(⊕G032)
	CTI43TP25	12.70	4.76	1°	MMTI(⊕G032)
	CTI43TP35	12.70	4.76	2°	MMTI(⊕G032)
CTI43TP45	12.70	4.76	3°	MMTI(⊕G032)	

Shape	Order Number	Dimensions (mm)						Tool Holder
		a	b	c	d	e	f	
	DCSVN32	9.52	3.18	0.8	1.2	—	—	DVJN(⊕C019), DVVN(⊕C020), DVPN(⊕C021)
	LLSCN3T3	9.52	3.97	0.4	0.4	0.8	0.8	PCLN, DCLN(⊕C008)
	LLSCN33	9.52	4.76	0.4	0.4	0.8	0.8	DCLN(⊕C008)
	LLSCN42	12.70	3.18	0.8	0.8	1.2	1.2	PCLN, DCLN(⊕C008), A(⊕C008)-DCLN(⊕E021)
	LLSCN53	15.87	4.76	1.2	1.2	1.6	1.6	PCLN(⊕C008)
	LLSCN63	19.05	4.76	1.2	1.2	1.6	1.6	PCLN(⊕C008)
	* LLSCP42	12.70	3.18	0.8	0.8	1.2	1.2	A(⊕C008)-DCLN(⊕E021), A(⊕C008)-PCLN(⊕E044)
	LLSDN32	9.52	3.18	0.8	1.2	—	—	DDJN(⊕C010), A(⊕C008)-PDUN(⊕E044)
	LLSDN42	12.70	3.18	0.8	1.2	—	—	PDJN, DDJN(⊕C010), A(⊕C008)-DDUN(⊕E021)
	LLSDN43	12.70	4.76	0.8	1.2	—	—	PDJN, DDJN(⊕C010), PDHN(⊕C011)
	* LLSDP42	12.70	3.18	0.8	1.2	—	—	A(⊕C008)-DDUN(⊕E021)
	LLSRN103	8.3	3.18	—	—	—	—	PRGC, PRDC(⊕C025)
	LLSRN123	9.8	3.18	—	—	—	—	PRGC, PRDC(⊕C025)
	LLSRN164	13.6	4.76	—	—	—	—	PRGC, PRDC(⊕C025)
	LLSRN204	17.3	4.76	—	—	—	—	PRGC, PRDC(⊕C025)

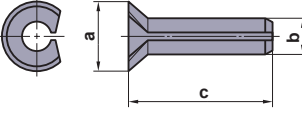
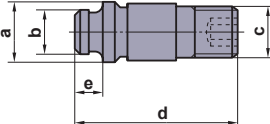
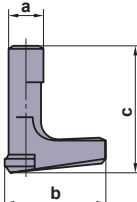
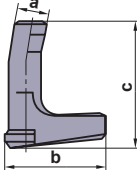
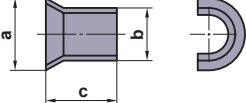
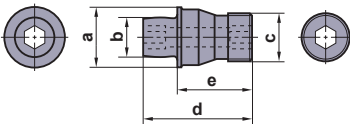
Shape	Order Number	Dimensions (mm)						Tool Holder
		a	b	c	d	e	f	
	LLSSN33	9.52	4.76	0.8	0.8	1.2	1.2	PSBN (C012), PSDN (C014)
	LLSSN42	12.70	3.18	0.8	0.8	1.2	1.6	PSBN (C012), A (D)SKN(E022)
	LLSSN53	15.87	4.76	1.2	1.2	1.6	1.6	PSBN (C012), PSSN (C013)
	LLSSN63	19.05	4.76	1.2	1.2	1.6	2.0	PSBN (C012), PSSN (C013)
	* LLSSP42	12.70	3.18	0.8	0.8	1.2	1.6	A (D)SKN(E022)
	LLSTN32	9.52	3.18	0.4	0.8	1.2	—	PTGN , DTGN (C016), A (D)TFN(E022)
	LLSTN33	9.52	4.76	0.4	0.8	1.2	—	PTGN , DTGN (C016), PTFN (C017)
	LLSTN42	12.70	3.18	0.4	0.8	1.2	—	PTGN (C016), A (D)PTFN(E043)
	LLSTN53	15.87	4.76	0.8	1.2	1.6	—	PTGN (C016)
	* LLSTP32	9.52	3.18	0.4	0.8	1.2	—	A (D)TFN(E022)
	LLSWN32	9.52	3.18	0.4	0.8	1.2	—	PWLN , DWLN (C022)
	LLSWN3T3	9.52	3.97	0.4	0.8	1.2	—	PWLN , DWLN (C022)
	LLSWN42	12.70	3.18	0.4	0.8	1.2	—	DWLN (C022), A (D)DWLN(E023)
	* LLSWP32	9.52	3.18	0.4	0.8	1.2	—	A (D)DWLN(E023)
	* LLSWP42	12.70	3.18	0.4	0.8	1.2	—	A (D)DWLN(E023)
	MLCP42	12.58	3.18	1.2	1.2	1.2	1.2	A (D)PCLN(E044)
	MLDP42	12.56	3.18	1.2	1.2	—	—	A (D)PDUN(E044), A (D)PDQN(E045)
	MLSP42	12.63	3.18	1.2	1.2	1.2	1.2	A (D)PSKN(E043)
	MLTP32	9.50	3.18	1.2	1.2	1.2	—	A (D)PTFN(E043)
	MSCN63	18.8	4.76	1.6	1.6	1.6	1.6	MCLN (C009)
	MSSN63	18.8	4.76	1.6	1.6	1.6	1.6	MSBN (C012), MSSN (C014)
	PS42	11.46	3.18	0.2	0.2	0.6	1.0	CSKP (M009)

SPARE PARTS

SHIM

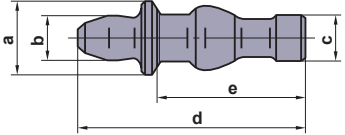
Shape	Order Number	Dimensions (mm)						Tool Holder
		a	b	c	d	e	f	
	PT32	8.28	3.18	0.2	0.2	0.6	—	FCTU(☉E034)
	PV321	9.52	3.18	0.4	0.4	—	—	PVJN(☉C019), PVVN(☉C020), PVPN(☉C021)
	PV322	9.52	3.18	0.8	0.8	—	—	PVJN(☉C019), PVVN(☉C020), PVPN(☉C021)
	PV323	9.52	3.18	1.2	1.2	—	—	PVJN(☉C019), PVVN(☉C020), PVPN(☉C021)
	SPSVN32	8.06	3.18	0.3	0.3	—	—	SVJC(☉C029), SVPC(☉C030), FSVU(☉E018)
	STASX400N	11.00	3.00	0.4	0.4	0.4	0.4	ASX400(☉L116)
	STASX445N	10.76	3.00	—	—	—	—	ASX445(☉L056)
	STPMR4N	10.46	3.00	1.2	1.2	1.2	1.2	PMR(☉L330)
	WPSTN33	9.30	4.76	0.8	0.4	1.2	—	MTJN(☉C017), MTEN, MTQN(☉C018)
	WPSTN43	12.50	4.76	0.8	0.4	1.2	—	MTJN(☉C017), MTEN, MTQN(☉C018)

SHIM PIN AND CLAMP LEVER

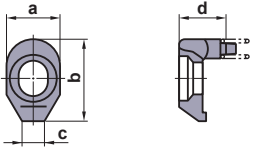
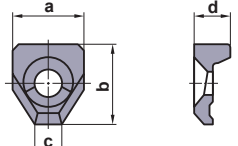
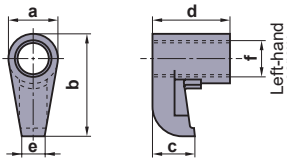
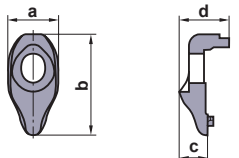
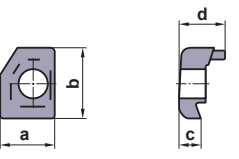
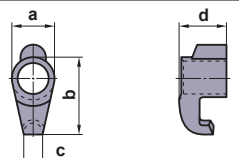
Shape	Order Number	Dimensions (mm)					Tool Holder
		a	b	c	d	e	
	BCP141	3.0	1.4	5.6	—	—	SVJC(☉C029), SVPC(☉C030), FSVU(☉E018)
	BCP201	4.3	2.0	7.4	—	—	FCTU1(☉E034)
	BCP202	4.3	2.0	6.4	—	—	FCTU1, FCTU2(☉E034)
	BCP251	4.8	2.5	7.4	—	—	CSKP(☉M009)
	CCP33	6.5	3.66	M5×0.8	18.5	3.0	MTJN(☉C017), MTEN, MTQN(☉C018)
	CCP34	7.5	5.00	M6×1.0	18.5	3.0	MTJN(☉C017), MTEN, MTQN(☉C018)
	CCP44	7.5	5.00	M5×0.8	14.2	3.0	A○○○MWLN(☉E047)
	LLCL12S	2.1	9.3	5.6	—	—	PTGN(☉C016), PTFN(☉M007), FA/V(☉M013)
	LLCL13	3.6	10.0	12.5	—	—	PCLN(☉C008), A○○○PTFN(☉E043)
	LLCL13S	3.6	10.0	7.8	—	—	PSBN(☉C012), A○○○PCLN(☉E044)
	LLCL14	4.7	13.4	13.2	—	—	PCLN(☉C008), A○○○PSKN(☉E043)
	LLCL14S	4.7	13.6	12.2	—	—	PSKN, PSSN, PSYN, PCLN(☉M007)
	LLCL23	3.6	12.0	11.5	—	—	A○○○PDUN(☉E044)
	LLCL23S	3.6	11.6	9.5	—	—	A○○○PDUN(☉E044)
	LLCL24	4.7	16.2	14.8	—	—	PDJN(☉C010), A○○○PDUN(☉E044)
	LLCL25	6.0	17.1	17.0	—	—	PCLN(☉C008), PSBN(☉C012), PSSN(☉C013)
	LLCL110	3.0	10.7	11.6	—	—	PRGC, PRDC(☉C025)
	LLCL112	3.5	13.0	13.5	—	—	PRGC, PRDC(☉C025), H63TH-PRGC(☉H012)
	LLCL116	4.5	18.5	18.0	—	—	PRGC, PRDC(☉C025)
	LLCL120	5.6	20.3	19.0	—	—	PRGC, PRDC(☉C025)
	LLP13	5.55	4.85	5.3	—	—	PCLN(☉C008), A○○○DVUN(☉E023)
	LLP14	7.25	6.55	5.8	—	—	PCLN(☉C008), A○○○DWLN(☉E023)
	LLP15	8.80	8.05	8.6	—	—	PCLN(☉C008), PSBN(☉C012), PSSN(☉C013)
	LLP16	10.85	9.85	11.1	—	—	PCLN(☉C008), PSBN(☉C012), PSSN(☉C013)
	LLP23	5.55	4.85	6.8	—	—	DCLN(☉C008), DDJN(☉C010), PSBN(☉C012)
	LLP24	7.25	6.55	9.1	—	—	DDJN(☉C010), H63TH-DDJN(☉H009)
	MP6	11.9	7.8	M10×1.0	22.1	15.0	MCLN(☉C009), MSBN(☉C012), MSSN(☉C014)

SPARE PARTS

LOCK PIN

Shape	Order Number	Dimensions (mm)						Tool Holder
		a	b	c	d	e	f	
	P11S	6.0	3.7	4.0	17.0	11.1	—	PVJN(☉C019), PVVN(☉C020), DPVP(☉E050)
	P21S	7.5	4.9	4.5	17.2	11.5	—	DPT4(☉F146), DPT2(☉G042)

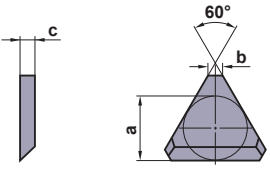
CLAMP BRIDGE

Shape	Order Number	Dimensions (mm)						Tool Holder
		a	b	c	d	e	f	
	AMS3	7.0	12.0	3.0	3.3	—	—	SXZC(☉C031), AJX09(☉L230), PMC(☉L326)
	AMS4	9.0	13.5	3.0	3.8	—	—	AJX12(☉L230), PMC(☉L326)
	AMS5	10.0	15.0	3.5	5.0	—	—	AJX14(☉L230)
	CCK13	15.0	18.5	6.0	9.0	—	—	MTJN(☉C017), A○○○MWLN(☉E047)
	CCK14	19.0	22.0	8.0	9.5	—	—	MTJN(☉C017), MTEN, MTQN(☉C018)
	CKW6	10.9	22.5	9.2	16.8	5.0	M8×1.0	MCLN(☉C009), MSBN(☉C012), MSSN(☉C014)
	DCK2211	11.0	22.0	6.57	11.1	—	—	DCLN(☉C008), A○○○-DTFN(☉E022)
	DCK2613	13.0	26.5	7.35	12.9	—	—	DCLN(☉C008), A○○○-DCLN(☉E021)
	DCK3113	13.0	31.0	9.0	14.5	—	—	DVJN(☉C019), A○○○-DVUN(☉E023)
	MTK1R/L	13.0	17.5	5.0	12.0	—	—	MGH(☉F136), MTH, MT1(☉G028)
	SETK51	6.8	14.5	2.9	8.0	—	—	MMTE(☉G023), MMTI(☉G032)
	SETK61	8.9	18.1	4.1	8.6	—	—	MMTE(☉G023), MMTI(☉G032)

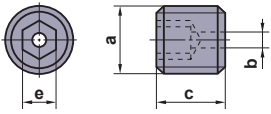
SPARE PARTS

P

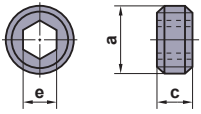
BREAKER PIECE

Shape	Order Number	Dimensions (mm)					Tool Holder
		a	b	c	Inscribed Circle	Breaker Width	
	CBT2N	5.67	1.4	1.5	6.350	1.0	FCTU1, FCTU2(☉E034)
	CBT3F	8.53	1.4	2.5	9.525	1.5	FCTU1, FCTU2(☉E034)
							For positive inserts, the breaker width is 0.5mm larger than the figures in the list.


COOLANT NOZZLE

Shape	Order Number	Dimensions (mm)				Tool Holder
		a	b	c	e	
	HSD04004H06	M4x0.7	0.6	4.0	2.0	ARP(☉L265), ASPX(☉L288), VFX5(☉L293)
	HSD04004H08	M4x0.7	0.8	4.0	2.0	ARP(☉L265), ASPX(☉L288), VFX5(☉L293)
	HSD04004H12	M4x0.7	1.2	4.0	2.0	ARP(☉L265), ASPX(☉L288), VFX5(☉L293)
	HSD04004H16	M4x0.7	1.6	4.0	2.0	ARP(☉L265), ASPX(☉L288), VFX5(☉L293)

STOPPER

Shape	Order Number	Dimensions (mm)			Tool Holder
		a	c	e	
	WS35LH	3.47	1.7	2.0	STAW(☉N150)
	WS45LH	3.47	1.7	2.0	STAW(☉N150)
	WS55LH	3.47	1.7	2.0	STAW(☉N150)

ANTI SEIZE LUBRICANT



Shape	Order Number	Volume (g)	Tool Holder
	MK1KS	3	WWX(☉L101), TAW(☉N151)

REPLACEMENT PARTS FOR OLD TYPE TOOLS



*The "Parts Corresponding to Old Products" indicates the names of products that have been discontinued (consolidated), due to the release of new products and the part model numbers listed as accessories for the holder.
Please note that the "old product parts" may not be available after a certain period of time.

TURNING HOLDERS







CTCH, CTDH, CTEH TYPE HOLDER

Old Type Tool Number			
Shape	Size	Clamp Screw	Wrench
CTCHR/L	1010-200	NS501W	HKY25RS
	1212-200	NS501W	HKY25RS
CTDHR/L	1616-230	HBH06020	HKY40R
	1616-280	NS502W	HKY25R
	1616-350	HBH06020	HKY40R
CTEHR/L	1616-230	HBH06020	HKY40R
	1616-280	NS502W	HKY25R
	1616-350	HBH06020	HKY40R






EG TYPE HOLDER

Old Type Tool Number			
Shape	Size	Clamp Screw	Wrench
EGHR	2020K03	EGS06019	HKY30R
	2525M3	EGS06019	HKY30R
	2525M4	EGS08024	HKY40R
	2525M5	EGS08024	HKY40R
	2525M7	EGS08024	HKY40R
	2525M8	EGS08024	HKY40R








ET TYPE HOLDER

Old Type Tool Number							
Shape	Size	Clamp Bridge	Clamp Screw	Shim Screw	Shim	Breaker Piece	Wrench
ETHR	2525M16	CK341	LS2	CFM02008	PT32T1R PT32T2R	CBT3106 CBT3113 CBT3120	HKY40R
	2525M22	CK341	LS2	SFC02508	PT42TR	CBT4108 CBT4128	HKY40R

LL TYPE HOLDER





Old Type Tool Number						
Shape	Size	Shim	Shim Pin	Clamp Lever	Clamp Screw	Wrench
PCFNR/L PCLNR/L PCBNR/L	1616H09	LLSCN3T3	LLP13	LLCL13	LLCS106	HKY25R
	2020K09	LLSCN3T3	LLP13	LLCL13	LLCS106	HKY25R
	2525M09	LLSCN3T3	LLP13	LLCL13	LLCS106	HKY25R
	2020K12	LLSCN42	LLP14	LLCL14	LLCS108	HKY30R
	2525M12	LLSCN42	LLP14	LLCL14	LLCS108	HKY30R
	2525M16	LLSCN53	LLP15	LLCL25	LLCS508	HKY30R
	3225P16	LLSCN53	LLP15	LLCL25	LLCS508	HKY30R
	4040R19	LLSCN63	LLP16	LLCL16	LLCS310	HKY40R
PDNLR/L	1XM15	LLSDN43	LLP14	LLCL24	LLCS308	HKY30R
	2XM15	LLSDN43	LLP14	LLCL24	LLCS308	HKY30R
PTANR/L PTBNR/L PTTNR/L PTGNR/L PTFNR/L	1010E11	—	—	LLCL12S	LLCS105	HKY20F
	1212F11	—	—	LLCL12S	LLCS105	HKY20F
	1616H16	LLSTN32	LLP13	LLCL13	LLCS106	HKY25R
	2020K16	LLSTN32	LLP13	LLCL13	LLCS106	HKY25R
	2525M16	LLSTN32	LLP13	LLCL13	LLCS206	HKY25R
	2525M22	LLSTN42	LLP14	LLCL14	LLCS108	HKY30R
	3225P22	LLSTN42	LLP14	LLCL14	LLCS108	HKY30R
	4040R27	LLSTN53	LLP15	LLCL25	LLCS508	HKY30R
PSBNR/L PSSNR/L PSKNR/L	3225P12	LLSSN42	LLP14	LLCL14	LLCS108	HKY30R
	2525M15	LLSSN53	LLP15	LLCL25	LLCS508	HKY30R
	3232P15	LLSSN53	LLP15	LLCL25	LLCS508	HKY30R
	3232P19	LLSSN63	LLP16	LLCL16	LLCS310	HKY40R
	4040R19	LLSSN63	LLP16	LLCL16	LLCS310	HKY40R
	5050T25	LLSSN84	LLP18	LLCL18	LLCS112	HKY50R
PRGCR/L PRDCN	2020K10	LLSRN103	LLP13	LLCL110	LLCS205	HKY20R
	2020K12	LLSRN123	LLP13	LLCL112	LLCS106	HKY25R
	3225P12	LLSRN123	LLP13	LLCL112	LLCS106	HKY25R
	3225P16	LLSRN164	LLP24	LLCL116	LLCS306	HKY25R
	4040R25	LLSRN256	LLP16	LLCL125	LLCS410	HKY40R
	5050T32	LLSRN326	LLP18	LLCL132	LLCS112	HKY50R

MC TYPE HOLDER





Old Type Tool Number								
Shape	Size	Shim	Shim Pin	Clamp Bridge	Clamp Screw	Breaker Piece	Wrench	Spring
CTANR/L CTGNR/L	1616	CT22	BCP201	CK231	LS1	CBT2	HKY30R	—
	2020	CT32	BCP301	CK341	LS2	CBT3	HKY40R	—
	2525	CT32	BCP301	CK341	LS3	CBT3	HKY40R	—
CSTNR/L CSSNR/L	1616	CS32	BCP251	CK232	LS1	CBS3	HKY30R	—
	2020	CS42	BCP301	CK341	LS2	CBS4	HKY40R	—
	2525M43	CS42	BCP301	CK341	LS3	CBS4	HKY40R	—
CTAPR/L	2020	PT32	BCP201	CK341	LS2	CBT3	HKY40R	—
CSBPR/L CSSPR/L CSKPR/L	1616	PS31	BCP201	CK232	LS1	CBS3	HKY30R	—
	2020	PS42	BCP251	CK342	LS2	CBS4	HKY40R	—
CTCPR/L	2020K16	BPT322	BCP201	CCTC1	HSC06020	CBT3	HKY50R	MES3
	2525M16	BPT322	BCP201	CCTC1	HSC06020	CBT3	HKY50R	MES3
CTGPR/L CTFPR/L	1616	PT21	BCP141	CK231	LS1	CBT2N	HKY30R	—

REPLACEMENT PARTS FOR OLD TYPE TOOLS







MG TYPE HOLDER

Old Type Tool Number					
Shape	Size	Clamp Bridge	Clamp Screw	Spring	Wrench
MGHR/L	2020K3333	MTK1L/R	HBH06020	MES3	HKY40R
	2020K4447	MTK1L/R	HBH06020	MES3	HKY40R
	3232P5660	MTK2L/R	MGS6	MES3	HKY50R
	3232P5670	MTK2L/R	MGS6	MES3	HKY50R
	3232P5680	MTK2L/R	MGS6	MES3	HKY50R






MG2 TYPE HOLDER

Old Type Tool Number					
Shape	Size	Clamp Bridge	Clamp Screw	Spring	Wrench
MG2R/L	2525M4315	MTK1R/L	HBH06020	MES3	HKY40R
	2525M4323	MTK1R/L	HBH06020	MES3	HKY40R
	2525M4333	MTK1R/L	HBH06020	MES3	HKY40R





MH TYPE HOLDER

Old Type Tool Number							
Shape	Size	Shim	Shim Pin	Clamp Bridge	Clamp Screw	Stop Ring	Wrench
KKCR/L	445	MHS532R/L	SFC03010	MHK5NR/L	MHT1	CE8	HKY40R
		MHS533R/L					
		MHS534R/L					







MP TYPE HOLDER

Old Type Tool Number						
Shape	Size	Shim	Lock Pin	Lock Screw	Stop Ring	Wrench
PVVNN PVPNR/L	3225P16	PV32	P11S	HSP05008C	E03	HKY25R







MT2 TYPE HOLDER

Old Type Tool Number					
Shape	Size	Clamp Bridge	Clamp Screw	Spring	Wrench
MT2R/L	2525M4	MTK1L/R	HBH06020	MES3	HKY40R





SET TYPE HOLDER

Old Type Tool Number							
Shape	Size	Clamp Bridge	Clamp Screw	Stop Ring	Shim Pin	Shim	Wrench
SETHR	1616H16	SETK51	SETS51	CR4	HFC03008	CT32T1	TKY15F HKY20R
	2020K16	SETK51	SETS51	CR4	HFC03008	CT32T1	TKY15F HKY20R
	2525M16	SETK51	SETS51	CR4	HFC03008	CT32T1	TKY15F HKY20R



SL TYPE HOLDER

Old Type Tool Number							
Shape	Size	Shim	Lock Pin	Nut	Clamp Wedge	Clamp Screw	Wrench
ETJNR/L ETQNR/L	33K16S	SLSTN33	SLP13	SLN13	SLCW13	SLCS105	HKY25R HKY40R
	44M16S	SLSTN33	SLP13	SLN13	SLCW13	SLCS105	HKY25R HKY40R
	44M22S	SLSTN43	SLP14	SLN14	SLCW14	SLCS106	HKY30R HKY40R
	54P22S	SLSTN43	SLP14	SLN14	SLCW14	SLCS106	HKY30R HKY40R
ETNNR/L	64M22S	SLSTN43	SLP14	SLN14	SLCW14	SLCS106	HKY30R HKY40R
	85M22S	SLSTN43	SLP14	SLN14	SLCW14	SLCS106	HKY30R HKY40R

SP TYPE HOLDER









Old Type Tool Number					
Shape	Size	Clamp Screw	Wrench	Shim	Shim Pin
SDJCR/L SDFCR/L SDXCR/L	0808D07	TS25	TKY08F	—	—
	1010E07	TS25	TKY08F	—	—
	1212F07	TS25	TKY08F	—	—
	1616H11	TS43	TKY15F	—	—
SVJCR/L SVVCN SVPCR/L	0808D11	TS25	TKY08F	—	—
	1010E11	TS25	TKY08F	—	—
	1212F16	TS43	TKY15F	—	—
	3225P16	TS44	TKY15R	SPSVN32	BCP141
SSBCR/L	1616H09	TS43	TKY15F	—	—
SRGCR/L SRXCR/L SRDCN	0808D06	TS25	TKY08F	—	—
	1010E06	TS25	TKY08F	—	—
	1212F06	TS25	TKY08F	—	—
	1010E08	TS3	TKY08F	—	—
	1212F08	TS3	TKY08F	—	—

SR TYPE HOLDER









Old Type Tool Number			
Shape	Size	Clamp Screw	Wrench
SRSGR/L	2525M20	TS5	TKY25F
SRSGN	3225P20	TS5	TKY25F

REPLACEMENT PARTS FOR OLD TYPE TOOLS






WP TYPE HOLDER (OLD TYPE PRODUCTS)

Old Type Tool Number									
Shape	Size	Shim	Shim Pin	Clamp Bridge	Clamp Screw	Side Lock Plate	Lock Screw	Spring	Wrench
MTJNR/L	2020K16	SLSTN33	CCP13	CCK13	SLCS105	CPT13	WPS1	MES2	HKY30R HKY40R
	2525M16	SLSTN33	CCP13	CCK13	SLCS105	CPT13	WPS1	MES2	HKY30R HKY40R
	2525M22	SLSTN43	CCP14	CCK14	SLCS106	CPT14	WPS1	MES3	HKY30R HKY40R
MTNNR/L	5032M22	SLSTN43	CCP14	CCK14	SLCS106	CPT14	WPS1	MES3	HKY30R HKY40R
MWLNR/L	2020K08								
	2525M08	WPSWN43	CCP34	CCK13	SLCS105	CPT24	—	MES2	HKY30R HKY40R
	3225P08								

WP TYPE HOLDER






Old Type Tool Number									
Shape	Size	Shim	Shim Pin	Clamp Bridge	Clamp Screw	Side Lock Plate	Lock Screw	Spring	Wrench
MTENN MTQNR/L	2020K16N	WPSTN33	CCP33	CCK13	SLCS105	CPT13	—	MES2	HKY25R HKY40R
	2525M16N	WPSTN33	CCP33	CCK13	SLCS105	CPT13	—	MES2	HKY25R HKY40R
	2525M22N	WPSTN43	CCP34	CCK14	SLCS106	CPT14	—	MES3	HKY30R HKY40R
MTNNR/L	5032M22N	WPSTN43	CCP34	CCK14	SLCS106	CPT14	—	MES3	HKY30TL HKY40R

AL TYPE HOLDER





Old Type Tool Number						
Shape	Size	Shim	Shim Pin	Clamp Lever	Clamp Screw	Wrench
PTGER/L	2020K16	LLSTE32	LLP13	LLCL131	LLCS106	HKY25R
PTFER/L	2525M16	LLSTE32	LLP13	LLCL131	LLCS106	HKY25R
SVVDN SVPDR/L	1616H16	—	—	—	FC400890T	TKY10F
	2020K16	—	—	—	FC400890T	TKY10F
	2525M16	—	—	—	FC400890T	TKY10F

GROOVING/CUTTING OFF


DG TYPE HOLDER

Old Type Tool Number					
	Clamp Bridge	Locator Screw	Wrench	Clamp Screw	Spring
DGHR/L 1616K2G	DGK2R/L	—	HKY40R	DGS51	MES2
DGHR/L 1616K3	DGK3R/L	—	HKY40R	DGS51	MES2
DGHR/L 1616K3G	DGK3R/L	—	HKY40R	DGS51	MES2
DGHR/L 1616KF3	DGK3R/L	—	HKY40R	DGS51	MES2
DGHR/L 2020K	—	HSC04014	HKY30R HKY40R	DGS51	MES2
DGHR/L 2020KFS	—	HSC04014	HKY30R HKY40R	DGS51	MES2
DGHR/L 2020KL	—	HSC04014	HKY30R HKY40R	DGS51	MES2
DGHR/L 2020KLS	—	HSC04014	HKY30R HKY40R	DGS51	MES2
DGHR/L 2020KS	—	HSC04014	HKY30R HKY40R	DGS51	MES2
DGHR/L 2525M	—	HSC05012	HKY40R	DGS51	MES2
DGHR/L 2525MC	—	HSC05012	HKY40R	DGS51	MES2
DGHR/L 2525MCS	—	HSC05010	HKY40R	DGS51	MES2
DGHR/L 2525MF	—	HSC05012	HKY40R	DGS51	MES2
DGHR/L 2525MFS	—	HSC05012	HKY40R	DGS51	MES2
DGHR/L 2525ML	—	HSC05012	HKY40R	DGS51	MES2
DGHR/L 2525MLS	—	HSC05012	HKY40R	DGS51	MES2
DGHR/L 2525MS	—	HSC05012	HKY40R	DGS51	MES2


HSK-T TOOLS (DG)

Old Type Tool Number				
	Locator Screw	Clamp Screw	Spring	Wrench
H63TH-DGHR/LS	HSC05012	DGS51	MES2	HKY40R
H63TH-DGHR/L	HSC05012	DGS51	MES2	HKY40R
H63TH-DGHN-H4	HSC05010	DGS51	MES2	HKY40R
H63TH-DGHN-H5	HSC05012	DGS51	MES2	HKY40R
H63TH-DGHN-H6	HSC05012	DGS51	MES2	HKY40R
H63TH-DGHN-L4	HSC05010	DGS51	MES2	HKY40R
H63TH-DGHN-L5	HSC05012	DGS51	MES2	HKY40R
H63TH-DGHN-L6	HSC05012	DGS51	MES2	HKY40R






UG HOLDER (BLADE TYPE)

Old Type Tool Number	
	Wrench
UGHN262	UGS1
UGHN263	UGS1
UGHN264	UGS1
UGHN265	UGS1
UGHN322	UGS1
UGHN323	UGS1
UGHN324	UGS1
UGHN325	UGS1

UG HOLDER (CORNER SHANK)

Old Type Tool Number	
	Wrench
UGHR/L1616H2	UGS1
UGHR/L1616H3	UGS1
UGHR/L2020K2A	UGS1
UGHR/L2020K2	UGS1
UGHR/L2020K3A	UGS1
UGHR/L2020K3	UGS1
UGHR/L2525M3	UGS1
UGHR/L2525M4	UGS1



TOOL BLOCK FOR UG HOLDER

Old Type Tool Number	Block			Shank	
					
	Clamp Bridge	Clamp Screw	Wrench	Set Bolt	Wrench
KGBN26-20	KGC1	LST15T	TKY25R	HSC08016	HKY60R
KGBN26-25	KGC1	LST15T	TKY25R	HSC08016	HKY60R
KGBN32-20	KGC1	LST15T	TKY25R	HSC08016	HKY60R
KGBN32-25	KGC1	LST15T	TKY25R	HSC08016	HKY60R



REPLACEMENT PARTS FOR OLD TYPE TOOLS

BORING BARS









COBRA (STEEL SHANK)

Old Type Tool Number		
	Clamp Screw	Wrench
S08HSTFPR09	TS253	TKY08F
S10KSTFPR09	TS25	TKY08F
S○○○STFPR11	TS3	TKY08F
S○○○STFPR16	TS4	TKY15F
S○○○SCLPR/L08	TS3	TKY08F
S○○○SCLPR/L09	TS4	TKY15F
S○○○SWLPR/L04	TS25	TKY08F
S○○○SWLPR/L06	TS4	TKY15F

COBRA (CARBIDE SHANK)





Old Type Tool Number		
	Clamp Screw	Wrench
E08KSTFPR09	TS253	TKY08F
E10MSTFPR09	TS25	TKY08F
E○○○STFPR11	TS3	TKY08F
E○○○SCLPR08	TS3	TKY08F
E○○○SCLPR09	TS4	TKY15F

D TYPE (FOR BORING)






Old Type Tool Number									
Shape	Size	Shim	Shim Pin	Clamp Lever	Clamp Screw	Clamp Set	Breaker Piece	Stop Ring	Wrench
DPSK	132R/L	LLSSN42	LLP14	LLCL14	LLCS108	—	—	—	HKY30R
	140R/L	LLSSN42	LLP14	LLCL14	LLCS108	—	—	—	HKY30R
	150R/L	LLSSN63	LLP16	LLCL16	LLCS110	—	—	—	HKY40R
	163R/L	LLSSN63	LLP16	LLCL16	LLCS110	—	—	—	HKY40R
DPTF	150R/L	LLSTN42	LLP14	LLCL14	LLCS108	—	—	—	HKY30R
	163R/L	LLSTN42	LLP14	LLCL14	LLCS108	—	—	—	HKY30R
DPDU	132R/L	LLSDN42	LLP14	LLCL24	LLCS108	—	—	—	HKY30R
DPDH	140R/L	LLSDN42	LLP14	LLCL24	LLCS108	—	—	—	HKY30R
DPDZ	* 150R/L	LLSDN53	LLP15	LLCL15	LLCS208	—	—	—	HKY30R
DPCL	150R/L	LLSCN63	LLP16	LLCL16	LLCS110	—	—	—	HKY40R
	163R/L	LLSCN63	LLP16	LLCL16	LLCS110	—	—	—	HKY40R
DPVP	150R/L	PV322	P11S	—	HSP05008C	—	—	E03	HKY25R
DCTU	132R/L	PT32	BCP201	—	—	C4	CBT3N	—	HKY30R
	140R/L	PT42	BCP251	—	—	C5	CBT4F	—	HKY40R
	150R/L	PT42	BCP251	—	—	C5	CBT4F	—	HKY40R

*DPDH150R/L can be compatible with 140R/L.








D TYPE (FOR GROOVING AND THREADING)

Old Type Tool Number					
Shape	Size	Lock Pin	Lock Screw	Stop Ring	Wrench
DPT2	132R	P21S	HSP08014	E01	HKY40R
	140R	P21S	HSP08014	E01	HKY40R
DPT4	132R	P21S	HSP08014	E01	HKY40R
	140R	P21S	HSP08014	E01	HKY40R

F TYPE









Old Type Tool Number						
Shape	Size	Shim	Shim Pin	Clamp Set	Breaker Piece	Wrench
FCSK	116R/L	—	—	C3	CBS3	HKY25R
	120R/L	—	—	C3	CBS3	HKY25R
	125R/L	PS42	BCP252	C4	CBS4F	HKY30R
	132R/L	PS42	BCP251	C4	CBS4F	HKY30R
FCSK	216R/L	—	—	C3	CBS3	HKY25R
	220R/L	—	—	C3	CBS3	HKY25R
	225R/L	PS42	BCP252	C4	CBS4F	HKY30R
FCTU	232R/L	PT32	BCP201	C4	CBT3F	HKY30R

F TYPE (FOR GROOVING AND THREADING)







Old Type Tool Number								
Shape	Size	Clamp Bridge	Clamp Set	Clamp Screw	Shim	Shim Pin	Stop Ring	Wrench
FCL5	116R/L	LK1	—	HBH04012	—	—	—	HKY25R
	120R/L	LK1	—	HBH04012	—	—	—	HKY25R
	125R/L	LK1	—	HBH04012	—	—	—	HKY25R
	132R/L	LK1	—	HBH04012	—	—	—	HKY25R
	216R/L	LK1	—	HBH04012	—	—	—	HKY25R
	220R/L	LK1	—	HBH04012	—	—	—	HKY25R
	225R/L	LK1	—	—	HBH04012	—	—	HKY25R
NTF	M16R	—	C3	—	—	—	—	HKY25R
	Q20R	—	C4	—	—	—	—	HKY30R
	R25R	—	C4	—	—	—	—	HKY30R
	R216R	—	C3	—	—	—	—	HKY25R
	S220R	—	C4	—	—	—	—	HKY30R
	T225R	—	C4	—	—	—	—	HKY30R
SNTF	K16R11	—	—	TS25	—	—	—	TKY08F
	M16R	—	—	CS350860T	—	—	—	TKY15F
	P20R	SETK51	—	SETS51	CT32T1	HFC03008	CR4	TKY15F HKY20R
	R25R	SETK51	—	SETS51	CT32T1	HFC03008	CR4	TKY15F HKY20R
	M210R11	—	—	TS25	—	—	—	TKY08F
	Q212R11	—	—	TS25	—	—	—	TKY08F
	R216R	—	—	CS350860T	—	—	—	TKY15F
	S220R	SETK51	—	SETS51	CT32T1	HFC03008	CR4	TKY15F
T225R	SETK51	—	SETS51	CT32T1	HFC03008	CR4	TKY15F	
FCDG4	120R/L3M	—	BC5	—	—	—	—	TKY20R
	125R/L3M	—	BC5	—	—	—	—	TKY20R
	132R/L3M	—	BC5	—	—	—	—	TKY20R
	120R/L4M	—	BC5	—	—	—	—	TKY20R
	125R/L4M	—	BC5	—	—	—	—	TKY20R
	132R/L4M	—	BC5	—	—	—	—	TKY20R
	125R/L5M	—	BC5	—	—	—	—	TKY20R
	132R/L5M	—	BC5	—	—	—	—	TKY20R
FCDG4	120R/L4J	—	BC5	—	—	—	—	TKY20R
	125R/L4J	—	BC5	—	—	—	—	TKY20R
	132R/L4J	—	BC5	—	—	—	—	TKY20R
	125R/L5J	—	BC5	—	—	—	—	TKY20R
	132R/L5J	—	BC5	—	—	—	—	TKY20R

REPLACEMENT PARTS FOR OLD TYPE TOOLS



M TYPE

Old Type Tool Number								
	Shim	Shim Pin	Clamp Bridge	Side Lock Plate	Spring	Clamp Screw	Wrench	Plug
A25RMWLN/L08	—	—	CCK13	CPT24	MES2	SLCS105	HKY25R HKY40R	HGM-PT1/4
A32SMWLN/L08	WPSWC43	CCP44	CCK13	CPT24	MES2	SLCS105	HKY25R HKY40R	HGM-PT3/8
A40TMWLN/L08	WPSWC43	CCP44	CCK13	CPT24	MES2	SLCS105	HKY25R HKY40R	HGM-PT3/8



P TYPE

Old Type Tool Number						
	Shim	Shim Pin	Clamp Lever	Clamp Screw	Wrench	Plug
A50UPSKNR/L19	LLSSP63	LLP16	LLCL16	LLCS310	HKY40R	HGM-PT3/8
A40TPCLNR/L16	LLSCN53	LLP15	LLCL25	LLCS508	HKY30R	HGM-PT3/8
A50UPCLNR/L19	LLSCP63	LLP16	LLCL16	LLCS310	HKY40R	HGM-PT3/8



S TYPE (CARBIDE SHANK)

Old Type Tool Number		
	Clamp Screw	Wrench
C○○○SSKCR/L09	TS4	TKY15F
C○○○SDUCR/L15	TS5	TKY25F
C○○○SVUCR/L11	TS25	TKY08F
C○○○SVUCR/L16	TS4	TKY15F
C○○○SCLCR/L12	TS5	TKY25F
C○○○SCZCR/L06	TS25	TKY08F
C○○○SCZCR/L09	TS4	TKY15F
C○○○SCZCR/L12	TS5	TKY25F
C○○○SDZCR11	TS4	TKY15F

S TYPE (STEEL SHANK)




Old Type Tool Number		
	Clamp Screw	Wrench
S○○○SSKCR/L12	TS5	TKY25F
S○○○SDQCR/L15	TS5	TKY25F
S○○○SCZCR/L06	TS25	TKY08F
S○○○SCZCR/L09	TS4	TKY15F
S○○○SCZCR/L12	TS5	TKY25F
S○○○SDZCR11	TS4	TKY15F

ARBOR FOR D-TYPE BORING BAR







Old Type Tool Number		
	Set Bolt	Wrench
B14550	SD50	HKY80R
B15050	SD50	HKY80R
B15563	SD63	HKY80R
B16363	SD63	HKY80R
B16563	SD63	HKY80R

BORING UNITS

UNIT

Old Type Tool Number				Bush	Washer	Leaf Spring
	Washer Screw	Bush Screw	Wrench			
NA1	HFC03008	HY-A1	HKY20R	The parts above are not sold separately as accuracy can only be guaranteed by having the complete set. Please contact us for questions about parts replacement.		
NV1	HFC03008	HY-V1	HKY20R			
NA2	HSC03010	HY2	HKY20R HKY25R			
NV2	HSC03010	HY2	HS-N2 HKY25R			
NA3	HSC04010	HY3	HKY20R HKY30R			
NV3	HSC04010	HY3	HKY20R HKY30R			
NA4	HSC05012	HY4	HKY30R HKY40R			
NV4	HSC05012	HY4	HKY30R HKY40R			











CARTRIDGE

Old Type Tool Number						
	Clamp Lever	Clamp Screw	Shim	Shim Pin	Spanner	Wrench
NASP11	—	CS250T	—	—	HR12	TKY08F
NVSP11	—	CS250T	—	—	HR12	TKY08F
NASP21	—	CS300890T	—	—	HR12	TKY08F
NVSP21	—	CS300890T	—	—	HR12	TKY08F
NAPN21	LLCL12S	LLCS103	—	—	HR12	HKY20F
NVPN21	LLCL12S	LLCS103	—	—	HR12	HKY20F
NASP31	—	CS300890T	—	—	HR34	TKY08F
NVSP31	—	CS300890T	—	—	HR34	TKY08F
NAPN31	LLCL12S	LLCS103	—	—	HR34	HKY20F
NVPN31	LLCL12S	LLCS103	—	—	HR34	HKY20F
NAPN41	LLCL13	LLCS106	LLSTN32	LLP13	HR34	HKY25F
NVPN41	LLCL13	LLCS106	LLSTN32	LLP13	HR34	HKY25F

REPLACEMENT PARTS FOR OLD TYPE TOOLS











CARTRIDGE

MK CARTRIDGE- NEGATIVE TYPE

Old Type Tool Number		 CS										
Shape	Size	Shim	Shim Pin	Chip Breaker			Clamp Bridge	Clamp Screw	Radial Screw	Axial Screw	Set Bolt	Wrench
				Roughing	General	Finishing						
K11R/L K12R/L K14R/L	33	CS42	BCP301	CBS4	CBS4N	CBS4F	CK341	LS2	HSS08012	KS2	KS14	HKY30R/40R/50R
	44	CS62	BCP401	CBS6	CBS6N	CBS6F	CK342	LS3	HSS08016	KS2	KS14	HKY30R/40R/50R
K13R/L	33	CS42	BCP301	—	CBS4N	—	CK341	LS6(LS7)	HSS08012	KS2	KS14	HKY30R/40R/50R
	44	CS62	BCP401	—	CBS6N	—	CK342	LS2	HSS08016	KS2	KS14	HKY30R/40R/50R
K21R/L K22R/L K23R/L K24R/L	33	CT32	BCP301	CBT3	CBT3N	CBT3F	CK341	LS2	HSS08012	KS2	KS14	HKY30R/40R/50R
	44	CT42	BCP401	CBT4	CBT4N	CBT4F	CK341/2*1	LS3	HSS08016	KS2	KS14	HKY30R/40R/50R









*1 Use CK341 for K23R/L44 and K24R/L44.

MK CARTRIDGE- POSITIVE TYPE






Old Type Tool Number		 PS										
Shape	Size	Shim	Shim Pin	Chip Breaker			Clamp Bridge	Clamp Screw	Radial Screw	Axial Screw	Set Bolt	Wrench
				Roughing	General	Finishing						
H11R/L H12R/L H14R/L	00	—	—	—	CBS3	—	CK232	LS4	HSS04008	KS1	KS11	HKY20R/30R
	11	—	—	—	CBS3	—	CK232	LS4(LS5)	HSS06008	KS2	KS12	HKY30R/40R
	22	—	—	CBS4	CBS4N	CBS4F	CK341	LS6	HSS08012	KS2	KS13	HKY30R/40R
	33	PS42	BCP251	CBS4	CBS4N	CBS4F	CK341	LS6(LS7)	HSS08012	KS2	KS14	HKY30R/40R/50R
	44	PS62	BCP301	CBS6	CBS6N	CBS6F	CK342	LS2	HSS08016	KS2	KS14	HKY30R/40R/50R
H13R/L	00	—	—	—	CBS3D	—	CK232	LS4	HSS04008	KS1	KS11	HKY20R/30R
	11	—	—	—	CBS3D	—	CK232	LS4(LS5)	HSS06008	KS2	KS12	HKY30R/40R
	22	—	—	—	CBS4D	—	CK341	LS6	HSS08012	KS2	KS13	HKY30R/40R
	33	PS42	BCP251	—	CBS4D	—	CK341	LS6(LS7)	HSS08012	KS2	KS14	HKY30R/40R/50R
	44	PS62	BCP301	—	CBS6D	—	CK342	LS2	HSS08016	KS2	KS14	HKY30R/40R/50R
H21R/L H22R/L H23R/L H24R/L	00	—	—	CBT2	CBT2N	—	CK231	LS4	HSS04008	KS1	KS11	HKY20R/30R
	11	—	—	CBT2	CBT2N	—	CK231	LS4(LS5)	HSS06008	KS2	KS12	HKY30R/40R
	22	—	—	CBT3	CBT3N	CBT3F	CK341	LS6	HSS08012	KS2	KS13	HKY30R/40R
	33	—	—	CBT3	CBT3N	CBT3F	CK341	LS6(LS7)	HSS08012	KS2	KS14	HKY30R/40R/50R
	44	—	—	CBT4	CBT4N	CBT4F	CK341/2*1	LS2	HSS08016	KS2	KS14	HKY30R/40R/50R

*1 Use CK341 for H24R/L

LL TYPE CARTRIDGE






Old Type Tool Number									
Shape	Size	Shim	Shim Pin	Clamp Lever	Clamp Screw	Radial Screw	Axial Screw	Set Bolt	Wrench
PSYNR/L PSKNR/L PSSNR/L	20CA15	LLSSN53	LLP15	LLCL25	LLCS508S	LLR2	KS2	HSC08030	HKY30R

SS TYPE CARTRIDGE



Old Type Tool Number						
Shape	Size	Clamp Screw	Radial Screw	Axial Screw	Set Bolt	Wrench
SSYP	13R/L	S4	HSS05006	KS1	HSC06014	HKY25F
SSKP	17R/L	S5	HSS06006	KS3	HSC06014	HKY30F
SSSP	15R/L	S4	HSS05006	KS1	HSC06014	HKY25F
SSTP	22R/L	S5	HSS06006	KS2	HSC08020	HKY30F
STGP STFP	13R/L	S3	HSS04006	KS1	HSC06014	HKY25F
STSP STTP	17R/L	S4	HSS05006	KS1	HSC06014	HKY25F

FACE MILLS


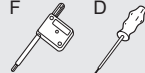
AF5000 TYPE

Old Type Tool Number						Recommended Cutter
	Wedge	Clamp Screw	Adjust Screw	Wrench	Wrench	
AF5000 Type	CWAF5R/L	LS10T	KS1S	TKY25T	HKY15R	NF10000 (L096)





BAP300 TYPE

Old Type Tool Number			Recommended Cutter
	Clamp Screw	Wrench	
BAP300 Type	TS25	TKY08F	APX3000 (L136)




BAP400 TYPE

Old Type Tool Number			Recommended Cutter
	Clamp Screw	Wrench	
BAP400-040A04R	TS43	TKY15F	APX4000 (L146)
BAP400-050A05R	TS43	TKY15F	
BAP400-063A06R	TS43	TKY15F	
BAP400R0307C	TS43	TKY15F	
BAP400R0408D	TS43	TKY15F	
BAP400R0509E	TS43	TKY15D	
BAP400R0610E	TS43	TKY15D	






BF407 TYPE

Old Type Tool Number					Recommended Cutter
	Wedge	Clamp Screw	Setting Screw	Wrench	
BF407R0812K	CWSF407TR2	LS15T	CAS51T	TKY25T	FMAX (L089)
BF407R1016K	CWSF407TR2	LS15T	CAS51T	TKY25T	
BF407R1218P	CWSF407TR2	LS15T	CAS51T	TKY25T	

BN425 TYPE


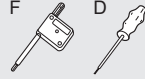
Old Type Tool Number				Recommended Cutter
	Wedge	Clamp Screw	Wrench	
BN425 Type	CWS43SNN	LS14T	TKY25T	WSX445 (L040)

BOE TYPE





Old Type Tool Number						Recommended Cutter
	Set Bolt	Set Bolt	Clamp Screw	Wrench (Insert)	Wrench (Set Bolt)	
BOER0202B	LS21	—	CS501290T	TKY25T	HKY50R	OCTACUT (L258)
BOE-050A02R	LS20	—	CS501290T	TKY25T	HKY50R	
BOER2H03B	—	BOES101	CS501290T	TKY25T	HKY80R	
BOE-063A03R	—	BOES101	CS501290T	TKY25T	HKY80R	
BOER0304C	—	—	CS501290T	TKY25T	—	
BOER0405D	—	HSC16035	CS501290T	TKY25T	—	

REPLACEMENT PARTS FOR OLD TYPE TOOLS



BSX400 TYPE

Old Type Tool Number			Recommended Cutter
	Clamp Screw	Wrench	
BSX400R05004A	TS43	TKY15F	WWX400 (⊕L100)
BSX400R06305A	TS43	TKY15F	
BSX400R08006C	TS43	TKY15F	
BSX400R10008D	TS43	TKY15F	
BSX400R12510E	TS43	TKY15D	
BSX400R16012E	TS43	TKY15D	





BSX500 TYPE

Old Type Tool Number					Recommended Cutter
	Clamp Screw	Shim Screw	Shim	Wrench	
BSX500 Type	CSF401260T	WCS604010H	STBS500N	TKY20D	WWX400 (⊕L100)









BXD7000 TYPE

Old Type Tool Number			Recommended Cutter
	Clamp Screw	Wrench	
BXD7000 Type	TS5SL	TKY25D	AXD7000 (⊕L208)







BZC400 TYPE

Old Type Tool Number					Recommended Cutter
	Clamp Screw	Set Bolt	Wrench (Insert)	Wrench (Set Bolt)	
BZC400-032A03R	CS350990T	LS24	TKY10F	HKY40R	WWX400 (⊕L100)
BZC400-040A04R	CS350990T	—	TKY10F	—	
BZC400R0408D	CS350990T	—	TKY10F	—	




E404 TYPE

Old Type Tool Number									Recommended Cutter
	Locator	Locator Screw	Shim	Shim Screw	Wedge	Clamp Screw (Wedge)	Wrench	Wrench	
E404 Type	SSE41R	SPS1	SCD43	STS1	CWS3R/L	WS1	TKY10R	TKY25T	FMAX (⊕L089)







FBP415 TYPE

Old Type Tool Number							Recommended Cutter
	Shim	Wedge-T	Clamp Screw	Shim Screw	Wrench (Insert)	Wrench (Shim)	
FBP415R0308C	STSP415R	CWSP415TR	LS10T	TS32	TKY25T	TKY08F	WSF406 (⊕L084)
FBP415R0410D							
FBP415R0514E							
FBP415R0618F							
FBP415R0822K							
FBP415R1028K							
FBP415R1234P							


FN548 TYPE

Old Type Tool Number				Wrench	Hexagonal Head	Recommended Cutter
	Wedge	Clamp Screw	Wrench			
FN548 Type	CWS4	LS14	HKY40T	120QSPK x 80 (KANNON-SEIKI CO.)	6.35□ x 4 (KYOKUTO MFG CO.)	—


LSE445 TYPE

Old Type Tool Number							Recommended Cutter
	Shim	Shim Screw	Wedge	Clamp Screw	Wrench (Insert)	Wrench (Shim)	
LSE445 Type	STBE445NF	CS300890T	CWSE445TR	LS15T	TKY25T	TKY08F	WSX445 (⊕L040)


MG300, 400 TYPE

Old Type Tool Number		Recommended Cutter
	Clamp Screw	
MG300 Type	CS350990T	—
MG400 Type	CS451190T	WWX400 (⊕L100)




MG345, 445 TYPE

Old Type Tool Number		Recommended Cutter
	Clamp Screw	
MG345 Type	CS350990T	—
MG445 Type	CS451190T	WSX445 (⊕L040)




MGP445 TYPE

Old Type Tool Number		Recommended Cutter
	Clamp Screw	
MGP445 Type	CS401160T	WSX445 (⊕L040)







MSD445 TYPE

Old Type Tool Number				Recommended Cutter
	Wedge	Clamp Screw	Wrench	
MSD445 Type	CWMSE445R2	LS15T	TKY25T	WSX445 (⊕L040)

MSE445 TYPE

Old Type Tool Number				Recommended Cutter
	Wedge	Clamp Screw	Wrench	
MSE445 Type	CWMSE445R2	LS15T	TKY25T	WSX445 (⊕L040)








NR10000 TYPE

Old Type Tool Number							Recommended Cutter
	Wedge	Clamp Screw	Adjusting Wedge	Adjusting Screw	Clamp Screw	Wrench	
NR10000 Type	CWAF10R2	LS10T	CWAF10N	LS15T	CSAF10	TKY25T	—

SPARE PARTS








REPLACEMENT PARTS FOR OLD TYPE TOOLS

NSE300 TYPE









Old Type Tool Number								Recommended Cutter
	Locator	Wedge-T	Clamp Screw	Locator Screw	Wrench (Insert)	Wrench (Locator)	Set Bolt	
NSE300-050A04R NSE300-063A05R NSE300R0408D	SPTSE300R	CWTSE300TR	LS19T	TS32	TKY15T	TKY08F	—	WWX400(⊕L100)
NSE300R0306C NSE300R0510E NSE300R0612F		CWNSE300TR	LS10T		TKY25T		HSC16035	
NSE300R504S32 NSE300R635S32		CWTSE300TR	LS19T		TKY15T		—	

* Clamp Torque (N · m) : LS10T=8.5, LS19T=5.0, TS32=1.0







NSE400 TYPE

Old Type Tool Number								Recommended Cutter
	Locator	Wedge-T	Clamp Screw	Locator Screw	Wrench (Insert)	Wrench (Locator)	Set Bolt	
NSE400R0306C NSE400R0407D NSE400R0508E NSE400R0610F NSE400R503S32 NSE400R634S32	SPTSE400R	CWSE300TR	LS10TS	TS32	TKY25T	TKY08F	— HSC16035 —	WWX400(⊕L100)






P425, P525 TYPE

Old Type Tool Number									Recommended Cutter
	Locator	Locator Screw	Shim	Shim Screw	Wedge	Clamp Screw (Wedge)	Wrench	Wrench	
P425 Type	SSP41R	SPS1	SCP431R/L	STS1	CWS1R/L	WS1	TKY10R	TKY25T	WSX445(⊕L040)
P525 Type	SSP51R	SPS1	SCP521R/L	STS1	CWS1R/L	WS1	TKY10R	TKY25T	









QBF407 TYPE

Old Type Tool Number							Recommended Cutter
	Wedge	Clamp Screw	Setting Screw	Guide Plate	Stop Screw	Wrench	
QBF407R0304Q QBF407R0406Q QBF407R0508Q	CWSF407TR1 CWSF407TR1 CWSF407TR2	LS15T LS15T LS15T	CAS51T CAS51T CAS51T	QPAR1 QPAR1 QPAR1	TFC04010 TFC04010 TFC04010	TKY20R TKY25T TKY20R TKY25T TKY20R TKY25T	—







QBP415 TYPE

Old Type Tool Number						Recommended Cutter
	Shim	Shim Screw	Wedge-T	Clamp Screw	Wrench	
QBP415 Type	STSP415R	TS32	QWGR1	LS10T	TKY25T	—








QF10000 TYPE

Old Type Tool Number									Recommended Cutter
	Wedge	Clamp Screw	Guide Plate	Stop Screw	Adjusting Wedge	Adjusting Screw	Clamp Screw	Wrench	
QF10000 Type	CWAF10R3	LS15T	QPCR1	TFC04010	CWAF10N	LS10T	CSAF10	TKY20T TKY25T	—







QSE415 TYPE

Old Type Tool Number							Recommended Cutter
	Wedge	Clamp Screw	Setting Screw	Guide Plate	Stop Screw	Wrench	
QSE415 Type	CWSF407TR3	LS15T	CAS51T	QPAR1	TFC04010	TKY20R TKY25T	—








SE300 TYPE

Old Type Tool Number								Recommended Cutter
	Locator	Locator (Wiper)	Wedge-T	Wedge-S	Wedge-S (Wiper)	Clamp Screw	Wrench	
SE300 Type	SPSE300R	SPSEW300R	CWNSE300TR	CWSE300SN	CWSEW300SN	LS10T	TKY25T	WWX400 (L100)

SE400 TYPE








Old Type Tool Number							Recommended Cutter
	Locator	Locator (Wiper)	Wedge-T	Wedge-S	Clamp Screw	Wrench	
SE400 Type	SPSE400R	SPSEW400R	CWSE400TN	CWSE400SN	LS15T (SE400R0304C:LS10T)	TKY25T	WWX400 (L100)

SE415 TYPE

Old Type Tool Number								Recommended Cutter
	Locator	Shim	Wedge-T	Wedge-S	Clamp Screw	Wrench	Set Bolt	
SE415R0304C SE415R0306C	SPSE415R	STSE415R	CWSE445TR	CWSE445SN	LS15T	TKY25T	HSC12035	—
SE415R0405D SE415R0407D							HSC16035	
SE415R0506E SE415R0611F							—	










* Clamp Torque (N · m) : LS15T=8.5

SE515 TYPE

Old Type Tool Number								Recommended Cutter
	Locator	Shim	Wedge-T	Wedge-S	Clamp Screw	Wrench	Set Bolt	
SE515R0405D 0407D	SPSE515R	STSE515R	CWSE545TR	CWSE545SN	LS15T	TKY25T	HSC16035	—
SE515R0506E							—	
SE515R0611F							—	

* Clamp Torque (N · m) : LS15T=8.0

SE445 TYPE








Old Type Tool Number								Recommended Cutter
	Locator	Shim	Wedge-T	Wedge-S	Clamp Screw	Wrench	Set Bolt	
SE445R/L03  C SE445R/L04  D	SPSE445R/L	STSE445R/L	CWSE445TR/L	CWSE445SN	LS15T	TKY25T	HSC12035	WSX445 (L040)
SE445R/L0506E							HSC16035	
SE445R/L1214P							—	

* Clamp Torque (N · m) : LS15T=8.5

SPARE PARTS







REPLACEMENT PARTS FOR OLD TYPE TOOLS

SE545 TYPE

Old Type Tool Number					 *			Recommended Cutter
	Locator	Shim	Wedge-T	Wedge-S	Clamp Screw	Wrench	Set Bolt	
SE545R0405D							HSC16035	WSX445 (L040)
SE545R0506E	SPSE545R	STSE545R	CWSE545TR	CWSE545SN	LS15T	TKY25T	—	
SE545R1012K							—	






* Clamp Torque (N · m) : LS15T=8.5

SG20 TYPE



Old Type Tool Number				 *			Recommended Cutter
	Locator	Wedge-T	Wedge-S	Clamp Screw	Wrench	Set Bolt	
SG20R0304C	SPSG20R	CWSG20TR	CWSG20SN	LS15T	TKY25T	—	—
SG20R0405D						HSC16035	
SG20R0506E						—	
SG20R0608F						—	

* Clamp Torque (N · m) : LS15T=8.0



SHP400 TYPE

Old Type Tool Number						Recommended Cutter
	Wedge-T	Clamp Screw	Locator Screw	Wrench (Insert)	Wrench (Locator)	
SHP400 Type	CWSE300TR/L	LS10T	TS32	TKY25T	TKY08F	WWX400 (L100)

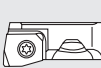






VIP400 TYPE

Old Type Tool Number			Recommended Cutter
	Clamp Screw	Wrench	
VIP400 Type	CS501160T	TKY20F	WWX400 (L100)

VIP445 TYPE

Old Type Tool Number			Recommended Cutter
	Clamp Screw	Wrench	
VIP445 Type	CS501160T	TKY20F	WSX445 (L040)




V10000 TYPE

Old Type Tool Number		 *	 *	 *				Recommended Cutter
	Cartridge	Cartridge Clamp Screw-A	Cartridge Clamp Screw-B	Insert Clamp Screw	Run-out Adjust Screw	Wrench	Wrench	
V10000-063A04R V10000R0508E	VCT13R	HBH06016	HBH04008	CS350790T	KS1	HKY25R HKY40R	TKY10R	FMAX (L089)



* Clamp Torque (N · m) : CS350790T=3.5, HBH06016=8.0, HBH04008=4.0

INDEXABLE TYPE END MILLS




BAE TYPE

Old Type Tool Number			Recommended End Mill
	Clamp Screw	Wrench	
BAE500R161S16	TS42	TKY15F	APX4000 ()L146)
BAE500R201S20	TS42	TKY15F	
BAE500R252S25	TS42	TKY15F	
BAE500R323S32	TS4	TKY15F	
BAE500R403S32	TS4	TKY15F	
BAE500R504S32	TS4	TKY15F	
BAE600 Type	TS52	TKY25F	—




BAP300 TYPE (UNDERCUT) END MILL, BAP300 TYPE END MILL (FOR DEEP CUTTING)

Old Type Tool Number			Recommended End Mill
	Clamp Screw	Wrench	
BAP300 End Mill	TS25	TKY08F	—














BAP400 TYPE

Old Type Tool Number			Recommended End Mill
	Clamp Screw	Wrench	
BAP400R252S25	TS4	TKY15F	APX4000 ()L146)
BAP400R323S32	TS43	TKY15F	
BAP400R404S32	TS43	TKY15F	
BAP400R505S32	TS43	TKY15F	
BAP400R636S32	TS43	TKY15F	

BAP400 (Long Cutting Edge Type) TYPE

Old Type Tool Number			Recommended End Mill
	Clamp Screw	Wrench	
BAP400 (Long Cutting Edge Type)	TS43	TKY15F	APX4000 ()L146)




BAP3500 TYPE

Old Type Tool Number			Recommended End Mill
	Clamp Screw	Wrench	
BAP3500R161SA16 	TS3	TKY08F	APX3000 ()L136)
BAP3500R161SN16 	TS3	TKY08F	
BAP3500R202SA20 	TS32	TKY08F	
BAP3500R202SN20 	TS32	TKY08F	
BAP3500R253SA25 	TS32	TKY08F	
BAP3500R253SN25 	TS32	TKY08F	
BAP3500R324SA32 	TS32	TKY08F	
BAP3500R324SN32 	TS32	TKY08F	
BAP3500R405SA32 	TS32	TKY08F	
BAP3500R405SN32 	TS32	TKY08F	







SPARE PARTS

REPLACEMENT PARTS FOR OLD TYPE TOOLS



BOE TYPE

Old Type Tool Number			Recommended End Mill
	Clamp Screw	Wrench	
BOE Type	CS501290T	TKY25T	OCTACUT ()L258)




BRE TYPE

Old Type Tool Number						Recommended End Mill
	Clamp Screw	Clamp Bridge	Clamp Screw (Bridge)	Spring	Wrench	
BRE Type	TS5S	AMS5	BRS105	ASS3	TKY25R	BRP ()L274)




BSP TYPE

Old Type Tool Number			Recommended End Mill
	Clamp Screw	Wrench	
BSPR Type	CS451190T	TKY20F	—






BSX300 TYPE

Old Type Tool Number			Recommended End Mill
	Clamp Screw	Wrench	
BSX300 Type	TS32	TKY08F	WWX400 ()L103)




BSX400 TYPE

Old Type Tool Number			Recommended End Mill
	Clamp Screw	Wrench	
BSX400 Type	TS43	TKY15F	WWX400 ()L103)




BSX500 TYPE

Old Type Tool Number					Recommended End Mill
	Clamp Screw	Shim Screw	Shim	Wrench	
BSX500 Type	CSF401260T	WCS604010H	STBS500N	TKY20D	WWX400 ()L103)







BXD7000 TYPE

Old Type Tool Number			Recommended End Mill
	Clamp Screw	Wrench	
BXD7000R251SA25SA/B	TS5S	TKY25D	AXD7000 ()L208)
BXD7000R321SA32SA/B	TS5S	TKY25D	
BXD7000R402SA42SA/B	TS5SL	TKY25D	




BZC400 TYPE

Old Type Tool Number			Recommended End Mill
	Clamp Screw	Wrench	
BZC400 Type	CS350990T	TKY10F	APX4000 ()L146)








CV TYPE

Old Type Tool Number						Recommended End Mill
	Clamp Screw	Clamp Bridge	Clamp Screw (Bridge)	Spring	Wrench	
CV10R253S32	TS4	AMS3	BRS103	ASS2	TKY15R	BRP ()
CV12R323S32	TS4	AMS3	BRS103	ASS2	TKY15R	
CV16R403S32	TS5	AMS5	BRS105	ASS3	TKY25R	



CV20 TYPE

Old Type Tool Number				Recommended End Mill
	Clamp Screw	Wedge	Wrench	
CV20R403S32	LS14T	CWCV20	TKY25T	—




DCSD, DCSN TYPE

Old Type Tool Number							Recommended End Mill
	Shim Screw	Clamp Screw	Shim Screw	Clamp Screw	Wrench	Wrench	
DCSDR2040SS	—	HS4S	—	DKS4	HKY30R	HKY25T	SPX ()
DCSDR2050SS	—	HS4S	—	DKS4	HKY30R	HKY25T	
DCSDR2063SN	—	TS5S (HS5S)	—	DKS5	HKY40R	TKY25T	
DCSDR2063LN	—	TS5S (HS5S)	—	DKS5	HKY40R	TKY25T	
DCSDR2080SN	—	TS5S (HS5S)	—	DKS5	HKY40R	TKY25T	
DCSDR2100SN	—	TS5S (HS5S)	—	DKS5	HKY40R	TKY25T	
DCSNR2063SN	JSS7	TS5L (HS5L)	JSS7	DKS5	HKY40R	TKY25T	
DCSNR2063LN	JSS7	TS5L (HS5L)	JSS7	DKS5	HKY40R	TKY25T	
DCSDR2040SB	—	HS4S	—	DKS4	HKY30R	HKY25T	
DCSDR2050SB	—	HS4S	—	DKS4	HKY30R	HKY25T	
DCSDR2063SB	—	TS5S (HS5S)	—	DKS5	HKY40R	TKY25T	
DCSDR2063LN	—	TS5S (HS5S)	—	DKS5	HKY40R	TKY25T	
DCSNR2063SB	JSS7	TS5L (HS5L)	JSS7	DKS5	HKY40R	TKY25T	
DCSDR2080SA	—	TS5S (HS5S)	—	DKS5	HKY40R	TKY25T	
DCSNR2080SA	JSS7	TS5L (HS5L)	JSS7	DKS5	HKY40R	TKY25T	

ECMP TYPE






Old Type Tool Number			Recommended End Mill
	Clamp Screw	Wrench	
ECMP252S25	TS4	TKY15R	—
ECMP322S32	TS5	TKY25R	
ECMP402S42	TS5	TKY25R	

FF3000 TYPE







Old Type Tool Number				Recommended End Mill
	Shim	Lock Pin	Wrench	
FF3000 Type	FFSS	FFP	HKY25L	—

REPLACEMENT PARTS FOR OLD TYPE TOOLS

FSTE TYPE



Old Type Tool Number						Recommended End Mill
	Locator	Wedge	Clamp Screw	Locator Screw	Wrench	
FSTE Type	TS441R	CWFSTE	LS10T	CPM03008	TKY25T	WWX400 (⊖L103)

PMR TYPE PLUNGING MILL



Old Type Tool Number		 *	 *				Recommended End Mill
	Shim	Shim Screw	Clamp Screw	Wrench (Insert)	Wrench (Shim)	Set Bolt	
PMR608004A27R	STPMR6N	WCS604010H	CSF401260T	TKY20D	HKY40R	HSC12035	—
PMR608004DR	STPMR6N	WCS604010H	CSF401260T	TKY20D	HKY40R	HSC16040	

* Clamp Torque (N · m) : TPS35=3.5, WCS604010H=7.0




MG200, 300 TYPE

Old Type Tool Number			Recommended End Mill
	Clamp Screw	Wrench	
MG200 Type	CS300890T	TKY08F	—
MG300 Type	CS350990T	TKY10F	WWX400 (⊖L103)







MG245, 345 TYPE

Old Type Tool Number			Recommended End Mill
	Clamp Screw	Wrench	
MG245 Type	CS300890T	TKY08F	WSX445 (⊖L044)
MG345 Type	CS350990T	TKY10F	







MSE445 TYPE

Old Type Tool Number				Recommended End Mill
	Wedge	Clamp Screw	Wrench	
MSE445 Type	CWMSE445R1	LS15T	TKY25T	WSX445 (⊖L044)






NSE300 TYPE

Old Type Tool Number							Recommended End Mill
	Locator	Wedge-T	Clamp Screw	Locator Screw	Wrench (Insert)	Wrench (Locator)	
NSE300R504S32 NSE300R635S32	SPTSE300R	CWTSE300TR	LS19T	TS32	TKY15T	TKY08F	WWX400 (⊖L103)







NSE400 TYPE

Old Type Tool Number							Recommended End Mill
	Locator	Wedge-T	Clamp Screw	Locator Screw	Wrench (Insert)	Wrench (Locator)	
NSE400R503S32 NSE400R634S32	SPTSE400R	CWSE300TR	LS10TS	TS32	TKY25T	TKY08F	WWX400 (⊖L103)





SE300 TYPE

Old Type Tool Number						Recommended End Mill
	Locator	Wedge-T	Wedge-S	Clamp Screw	Wrench	
SE300 Type	SPSE300R	CWNSE300TR	CWSE300SN	LS10T	TKY25T	WWX400 (L103)



SHP400 TYPE

Old Type Tool Number							Recommended End Mill
	Locator	Wedge-T	Clamp Screw	Locator Screw	Wrench (Insert)	Wrench (Locator)	
SHP400 Type	SPSHP400R	CWSE300TR	LS10T	TS32	TKY25T	TKY08F	WWX400 (L103)



SRE TYPE

Old Type Tool Number					Recommended End Mill
	Clamp Screw	Clamp Bridge	Stop Ring	Wrench	
SRER100SS16	TS253	—	—	TKY08F	—
SRER120SS16	TS3	—	—	TKY08F	
SRER140SS16	TS3	—	—	TKY08F	
SRER160SS16	TS35	—	—	TKY10F	
SRER180SS20	TS35	—	—	TKY10F	
SRER200SS20	SRS5	SRK1R	CR4	TKY20F	
SRER200SL20	SRS5	SRK1R	CR4	TKY20F	
SRER250SS25	SRS5	SRK1R	CR4	TKY20F	
SRER250SL25	SRS5	SRK1R	CR4	TKY20F	
SRER300SS32	SRS5	SRK1R	CR4	TKY20F	
SRER300SL32	SRS5	SRK1R	CR4	TKY20F	




STLG TYPE

Old Type Tool Number			Recommended End Mill
	Clamp Screw	Wrench	
STLGR22S32	CS300890T	TKY08F	KSMG (L324)
STLGR38S32	CS350990T	TKY10F	

VIPER TYPE

Old Type Tool Number			Recommended End Mill
	Clamp Screw	Wrench	
VIPER Type	CS400990T	TKY15D	SPX (L283)



ZR TYPE

Old Type Tool Number	TS  CS 		Recommended End Mill
	Clamp Screw	Wrench	
ZR202C/T	TS25	TKY08F	—
ZR252C/T	CS300890T	TKY08F	
ZR322C/T	CS300990T	TKY10F	
ZR402C/T	CS451190T	TKY20F	
ZR502C/T	CS451190T	TKY20F	





REPLACEMENT PARTS FOR OLD TYPE TOOLS

BALL NOSE END MILLS


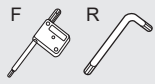
FBE2 TYPE

Old Type Tool Number			Recommended End Mill
	Clamp Screw	Wrench	
FBE2200SM	CS300590T	TKY08R	SRF(ϕL300)
FBE2250SM	CS350790T	TKY10R	
FBE2300SM	CS400990T	TKY15R	
FBE2200SF	CS300590T	TKY08R	
FBE2250SF	CS350790T	TKY10R	
FBE2300SF	CS400990T	TKY15R	



TBE1/TBE2 TYPE

Old Type Tool Number	 		 				Recommended End Mill
	Clamp Screw		Wrench				
	R	Peripheral	R		Peripheral		
TBE1100SS	TS3	—	TKY08F	—	—	—	—
TBE1100SM	TS3	—	TKY08F	—	—	—	
TBE1100S	TS3	—	TKY08F	—	—	—	
TBE1150S	CS300790TS	—	—	TKY10R	—	—	SRM2(ϕL308)
TBE1200S	CS400990T	—	—	TKY15R	—	—	
TBE1250S	CS400990T	—	—	TKY15R	—	—	
TBE1300S	CS501290T	—	—	TKY25R	—	—	
TBE2150S	TS254	—	TKY08F	—	—	—	
TBE2150SM	TS254	—	—	—	—	—	
TBE2160S	TS254	—	—	—	—	—	
TBE2160SM	TS254	—	—	—	—	—	
TBE2200S	CS350790T	—	—	TKY10R	—	—	
TBE2200SM	CS350790T	—	—	TKY10R	—	—	
TBE2250S	CS400990T	—	—	TKY15R	—	—	
TBE2250SM	CS400990T	—	—	TKY15R	—	—	
TBE2300S	CS501290T	—	—	TKY25R	—	—	
TBE2300SM	CS501290T	—	—	TKY25R	—	—	
TBE1150SU	CS300790TS	—	—	TKY10R	—	—	
TBE1200SU	CS400990T	—	—	TKY15R	—	—	
TBE1250SU	CS400990T	—	—	TKY15R	—	—	
TBE1300SU	CS501290T	—	—	TKY25R	—	—	
TBE2150SU	TS254	—	TKY08F	—	—	—	
TBE2160SU	TS254	—	TKY08F	—	—	—	
TBE2200SU	CS350790T	—	—	TKY10R	—	—	
TBE2250SU	CS400990T	—	—	TKY15R	—	—	
TBE2300SU	CS501290T	—	—	TKY25R	—	—	
TBE1200SL	CS400990T	TS3	—	TKY15R	TKY08F	—	
TBE1250SL	CS400990T	TS3	—	TKY15R	TKY08F	—	
TBE1300SL	CS501290T	TS4	—	TKY25R	—	TKY15R	
TBE2200SL	CS350790T	CS350790T	—	TKY10R	—	TKY10R	
TBE2250SL	CS400990T	CS400990T	—	TKY15R	—	TKY15R	
TBE2300SL	CS501290T	CS400990T	—	TKY25R	—	TKY15R	
TBE1400SL	HFF06015	HS5	—	HKY50R	—	HKY30R	

TRM2 TYPE

Old Type Tool Number					Recommended End Mill
	Clamp Screw		Wrench		
	Inner, Outer	Peripheral	Inner, Outer	Peripheral	
TRM2200SM	CS300790TS	—	TKY10R	—	SRM2(ΦL308)
TRM2250SM	CS400990T	—	TKY15R	—	
TRM2300SM	CS501290T	—	TKY25R	—	
TRM2200SL	CS300790TS	TS3	TKY10R	TKY08F	
TRM2250SL	CS400990T	TS3	TKY15R	TKY08F	
TRM2300SL	CS501290T	TS4	TKY25R	TKY15R	
TRM2200SF	CS300790TS	TS3	TKY10R	TKY08F	
TRM2250SF	CS400990T	TS3	TKY15R	TKY08F	
TRM2300SF	CS501290T	TS4	TKY25R	TKY15R	



TRM4 TYPE

Old Type Tool Number			Recommended End Mill
	Clamp Screw	Wrench	
TRM4400SL	CS451190T	TKY20R	SRM2-40/50 (ΦL316)
TRM4500SL	CS501290T	TKY25T	
TRM4400SF	CS451190T	TKY20R	
TRM4500SF	CS501290T	TKY25T	



REPLACEMENT PARTS FOR OLD TYPE TOOLS

INDEXABLE TYPE DRILLS



TASS TYPE (STANDARD)

Old Type Tool Number			Recommended Drill
	Clamp Screw	Wrench	
TASS1600S32	TS202	TKY06F	MVX (\varnothing N160)
TASS1700S32	TS202	TKY06F	
TASS1800S32	TS202	TKY06F	
TASS1900S32	TS202	TKY06F	
TASS2000S32	TS25	TKY08F	
TASS2100S32	TS25	TKY08F	
TASS2200S32	TS25	TKY08F	
TASS2300S32	TS25	TKY08F	
TASS2400S32	TS25	TKY08F	
TASS2500S32	TS32	TKY08F	
TASS2600S32	TS32	TKY08F	
TASS2700S32	TS32	TKY08F	
TASS2800S32	TS32	TKY08F	
TASS2900S32	TS32	TKY08F	
TASS3000S32	TS43	TKY15F	
TASS3100S32	TS43	TKY15F	
TASS3200S32	TS43	TKY15F	
TASS3300S40	TS43	TKY15F	
TASS3400S40	TS43	TKY15F	
TASS3500S40	TS43	TKY15F	
TASS3600S40	TS43	TKY15F	



TASS TYPE (FLANGE)

Old Type Tool Number			Recommended Drill
	Clamp Screw	Wrench	
TASS1600C20	TS202	TKY06F	MVX (\varnothing N160)
TASS1650C20	TS202	TKY06F	
TASS1700C20	TS202	TKY06F	
TASS1750C20	TS202	TKY06F	
TASS1800C20	TS202	TKY06F	
TASS1850C20	TS202	TKY06F	
TASS1900C20	TS202	TKY06F	
TASS1950C20	TS202	TKY06F	
TASS2000C20	TS25	TKY08F	
TASS2100C25	TS25	TKY08F	
TASS2200C25	TS25	TKY08F	
TASS2300C25	TS25	TKY08F	
TASS2400C25	TS25	TKY08F	
TASS2500C25	TS32	TKY08F	
TASS2600C25	TS32	TKY08F	
TASS2700C25	TS32	TKY08F	
TASS2800C25	TS32	TKY08F	
TASS2900C25	TS32	TKY08F	
TASS3000C25	TS43	TKY15F	
TASS3100C32	TS43	TKY15F	
TASS3200C32	TS43	TKY15F	
TASS3300C32	TS43	TKY15F	
TASS3400C32	TS43	TKY15F	
TASS3500C32	TS43	TKY15F	
TASS3600C32	TS43	TKY15F	
TASS3700C32	TS43	TKY15F	
TASS3800C32	TS43	TKY15F	
TASS3900C32	TS43	TKY15F	
TASS4000C32	TS5	TKY25F	
TASS4100C32	TS5	TKY25F	
TASS4200C40	TS5	TKY25F	
TASS4300C40	TS5	TKY25F	
TASS4400C40	TS5	TKY25F	
TASS4500C40	TS5	TKY25F	
TASS4600C40	TS5	TKY25F	
TASS4700C40	TS5	TKY25F	
TASS4800C40	TS5	TKY25F	
TASS4900C40	TS5	TKY25F	
TASS5000C40	TS32	TKY08F	

TAGS TYPE


Old Type Tool Number			Recommended Drill
	Clamp Screw	Wrench	
TAGS1600F25	TS2	TKY06F	MVX (ØN160)
TAGS1700F25	TS2	TKY06F	
TAGS1800F25	TS2	TKY06F	
TAGS1900F25	TS2	TKY06F	
TAGS2000F25	TS25	TKY08F	
TAGS2100F25	TS25	TKY08F	
TAGS2200F25	TS25	TKY08F	
TAGS2300F25	TS25	TKY08F	
TAGS2400F25	TS25	TKY08F	
TAGS2500F32	TS3	TKY08F	
TAGS2600F32	TS3	TKY08F	
TAGS2700F32	TS3	TKY08F	
TAGS2800F32	TS3	TKY08F	
TAGS2900F32	TS3	TKY08F	
TAGS3000F40	TS4	TKY15F	
TAGS3100F40	TS4	TKY15F	
TAGS3200F40	TS4	TKY15F	
TAGS3300F40	TS4	TKY15F	
TAGS3400F40	TS4	TKY15F	
TAGS3500F40	TS4	TKY15F	
TAGS3600F40	TS4	TKY15F	
TAGS3700F40	TS4	TKY15F	
TAGS3800F40	TS4	TKY15F	
TAGS3900F40	TS4	TKY15F	
TAGS4000F40	TS5	TKY25F	
TAGS4100F40	TS5	TKY25F	
TAGS4200F40	TS5	TKY25F	
TAGS4300F40	TS5	TKY25F	
TAGS4400F40	TS5	TKY25F	
TAGS4500F40	TS5	TKY25F	
TAGS4600F40	TS5	TKY25F	
TAGS4700F40	TS5	TKY25F	
TAGS4800F40	TS5	TKY25F	
TAGS4900F40	TS5	TKY25F	
TAGS5000F40	TS3	TKY08F	
TAGS5100F40	TS3	TKY08F	
TAGS5200F40	TS3	TKY08F	
TAGS5300F40	TS3	TKY08F	
TAGS5400F40	TS3	TKY08F	
TAGS5500F40	TS4	TKY15F	
TAGS5600F40	TS4	TKY15F	
TAGS5700F40	TS4	TKY15F	
TAGS5800F40	TS4	TKY15F	
TAGS5900F40	TS4	TKY15F	

TAGM TYPE



Old Type Tool Number			Recommended Drill
	Clamp Screw	Wrench	
TAGM1600F25	TS2	TKY06F	MVX (ØN160)
TAGM1700F25	TS2	TKY06F	
TAGM1800F25	TS2	TKY06F	
TAGM1900F25	TS2	TKY06F	
TAGM2000F25	TS25	TKY08F	
TAGM2100F25	TS25	TKY08F	
TAGM2200F25	TS25	TKY08F	
TAGM2300F25	TS25	TKY08F	
TAGM2400F25	TS25	TKY08F	
TAGM2500F32	TS3	TKY08F	
TAGM2600F32	TS3	TKY08F	
TAGM2700F32	TS3	TKY08F	
TAGM2800F32	TS3	TKY08F	
TAGM2900F32	TS3	TKY08F	
TAGM3000F40	TS4	TKY15F	
TAGM3100F40	TS4	TKY15F	
TAGM3200F40	TS4	TKY15F	
TAGM3300F40	TS4	TKY15F	
TAGM3400F40	TS4	TKY15F	
TAGM3500F40	TS4	TKY15F	
TAGM3600F40	TS4	TKY15F	
TAGM3700F40	TS4	TKY15F	
TAGM3800F40	TS4	TKY15F	
TAGM3900F40	TS4	TKY15F	
TAGM4000F40	TS5	TKY25F	
TAGM4100F40	TS5	TKY25F	
TAGM4200F40	TS5	TKY25F	
TAGM4300F40	TS5	TKY25F	
TAGM4400F40	TS5	TKY25F	
TAGM4500F40	TS5	TKY25F	
TAGM4600F40	TS5	TKY25F	
TAGM4700F40	TS5	TKY25F	
TAGM4800F40	TS5	TKY25F	
TAGM4900F40	TS5	TKY25F	
TAGM5000F40	TS3	TKY08F	
TAGM5100F40	TS3	TKY08F	
TAGM5200F40	TS3	TKY08F	
TAGM5300F40	TS3	TKY08F	
TAGM5400F40	TS3	TKY08F	
TAGM5500F40	TS4	TKY15F	
TAGM5600F40	TS4	TKY15F	
TAGM5700F40	TS4	TKY15F	
TAGM5800F40	TS4	TKY15F	
TAGM5900F40	TS4	TKY15F	

REPLACEMENT PARTS FOR OLD TYPE TOOLS





TAB TYPE

Old Type Tool Number				Recommended Drill
	Clamp Screw	Plug	Wrench	
TAB1700S32	TS3	PT1/4	TKY08D	MVX (ØN160)
TAB1800S32	TS3	PT1/4	TKY08D	
TAB1900S32	TS3	PT1/4	TKY08D	
TAB2000S32	TS32	PT1/4	TKY08D	
TAB2100S32	TS32	PT1/4	TKY08D	
TAB2200S32	TS32	PT1/4	TKY08D	
TAB2300S32	TS32	PT1/4	TKY08D	
TAB2400S32	TS32	PT1/4	TKY08D	
TAB2500S32	TS32	PT1/4	TKY08D	
TAB2600S32	TS4	PT1/4	TKY15D	
TAB2700S32	TS4	PT1/4	TKY15D	
TAB2800S32	TS4	PT1/4	TKY15D	
TAB2900S32	TS4	PT1/4	TKY15D	
TAB3000S32	TS4	PT1/4	TKY15D	
TAB3100S32	TS4	PT1/4	TKY15D	
TAB3200S32	TS4	PT1/4	TKY15D	
TAB3300S40	TS5	PT1/4	TKY25D	
TAB3400S40	TS5	PT1/4	TKY25D	
TAB3500S40	TS5	PT1/4	TKY25D	
TAB3600S40	TS5	PT1/4	TKY25D	
TAB3700S40	TS5	PT1/4	TKY25D	
TAB3800S40	TS5	PT1/4	TKY25D	
TAB3900S40	TS5	PT1/4	TKY25D	
TAB4000S40	TS5	PT1/4	TKY25D	
TAB4100S40	TS5	PT1/4	TKY25D	
TAB4200S40	TS5	PT1/4	TKY25D	
TAB4300S40	TS5	PT1/4	TKY25D	
TAB4400S40	TS5	PT1/4	TKY25D	
TAB4500S40	TS5	PT1/4	TKY25D	

NPX TYPE

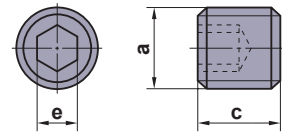
Old Type Tool Number			Recommended Drill
	Clamp Screw	Wrench	
NPXM2000S25	TS3	TKY08F	TAW (ØN151)
NPXM2100S25	TS3	TKY08F	
NPXM2200S25	TS3	TKY08F	
NPXM2300S25	TS35	TKY10F	
NPXM2400S32	TS35	TKY10F	
NPXM2500S32	TS35	TKY10F	
NPXM2600S32	TS35	TKY10F	
NPXM2700S32	TS4	TKY15F	
NPXM2800S32	TS4	TKY15F	
NPXM2900S32	TS4	TKY15F	
NPXM3000S32	TS4	TKY15F	

WSTAR INSERT TYPE DRILL (TAW TYPE)

Old Type Tool Number					Recommended Drill
	Clamp Screw	Wrench	Plate	Anti Seize Lubricant	
TAWSNH1400S16	WS254012T	TKY08W	WPT4405	MK1KS	STAW(⊕N144)
TAWMNH1400S16	WS254012T	TKY08W	WPT4405	MK1KS	
TAWLNH1400S16	WS254012T	TKY08W	WPT4405	MK1KS	
TAWSNH1500S20	WS254013T	TKY08W	WPT4405	MK1KS	
TAWMNH1500S20	WS254013T	TKY08W	WPT4405	MK1KS	
TAWLNH1500S20	WS254013T	TKY08W	WPT4405	MK1KS	
TAWSN1600S20	WS254014T	TKY08W	WPT4405	MK1KS	
TAWMN1600S20	WS254014T	TKY08W	WPT4405	MK1KS	
TAWLN1600S20	WS254014T	TKY08W	WPT4405	MK1KS	
TAWSN1700S20	WS254015T	TKY08W	WPT4405	MK1KS	
TAWMN1700S20	WS254015T	TKY08W	WPT4405	MK1KS	
TAWLN1700S20	WS254015T	TKY08W	WPT4405	MK1KS	
TAWSN1800S20	WS254016T	TKY08W	WPT4405	MK1KS	
TAWMN1800S20	WS254016T	TKY08W	WPT4405	MK1KS	
TAWLN1800S20	WS254016T	TKY08W	WPT4405	MK1KS	

STANDARD FOR NON-STOCK PARTS

Compatible parts are available commercially (JIS Standard).
Please refer to the dimensions below and purchase required parts.



CLAMP SCREW

Holder Order Number	Page	Parts Order Number	Reference Dimensions (mm)			Torque (N·m)
			a	c	e	
H63TH-EV2525R/L-112	H019	HSS12025	M12×1.75	25.0	6.0	47.0
H100TH-EV3232R/L-180	H019	HSS14035	M14×2.0	35.0	6.0	53.0
H63TH-EN2525R/L-115	H020	HSS12030	M12×1.75	30.0	6.0	47.0
H100TH-EN3232R/L-130	H020	HSS14030	M14×2.0	30.0	6.0	53.0
H63TH-EV2020R/L-105-3	H021	HSS12030	M12×1.75	30.0	6.0	47.0
H63TH-B08-65	H021	HSS08010	M8×1.25	10.0	4.0	14.0
H63TH-B10-70	H021	HSS08012	M8×1.25	12.0	4.0	14.0
H63TH-B12-70	H021	HSS08012	M8×1.25	12.0	4.0	14.0
H63TH-B16-75	H021	HSS10016	M10×1.5	16.0	5.0	27.0
H63TH-B20-75	H021	HSS10016	M10×1.5	16.0	5.0	27.0
H63TH-B25-83	H021	HSS12016	M12×1.75	16.0	6.0	47.0
H63TH-B32-87	H021	HSS12016	M12×1.75	16.0	6.0	47.0
H63TH-B40-97	H021	HSS16012	M16×2.0	12.0	8.0	118.0
H100TH-B25-120	H022	HSS12016	M12×1.75	16.0	6.0	47.0
H100TH-B32-135	H022	HSS12018	M12×1.75	18.0	6.0	47.0
H100TH-B40-150	H022	HSS16020	M16×2.0	20.0	8.0	118.0
H100TH-B50-180	H022	HSS16020	M16×2.0	20.0	8.0	118.0
SL3208-90	H022	HSS06008	M6×1.0	8.0	3.0	5.9
SL3210-90	H022	HSS08008	M8×1.25	8.0	4.0	14.0
SL3212-90	H022	HSS08008	M8×1.25	8.0	4.0	14.0
SL3216-90	H022	HSS08006	M8×1.25	6.0	4.0	14.0
SL3220-90	H022	HSS08005	M8×1.25	5.0	4.0	14.0

PLUG

Holder Order Number	Page	Parts Order Number	Reference Dimensions (mm)			Torque (N·m)
			a	c	e	
H63TH-EV2525R/L-112	H019	HGM-PT1/8	1/8-28	7.0	5.0	—
H100TH-EV3232R/L-180	H019	HSS06006	M6×1.0	6.0	3.0	—
H63TH-EN2525R/L-115	H020	HSS06006	M6×1.0	6.0	3.0	—
H100TH-EN3232R/L-130	H020	HSS06006	M6×1.0	6.0	3.0	—
H63TH-EV2020R/L-105-3	H021	HSS06006	M6×1.0	6.0	3.0	—

STOP PLUG FOR NOZZLE

Holder Order Number	Page	Parts Order Number	Reference Dimensions (mm)			Torque (N·m)
			a	c	e	
H63TH-EV2020R/L-105-3	H021	HSS05012	M5×0.8	12.0	2.5	—