

HOW TO READ THE STANDARD OF EXCHANGEABLE HEAD END MILLS

●How this section page is organised

①Organised according to cutting mode for milling. (Refer to END MILL LIST.)

CUTTING EDGE GEOMETRY

PHOTO OF PRODUCT

PRODUCT TITLE

ITEM NUMBER

PRODUCT BLOCK

EXCHANGEABLE HEAD END MILLS

IMX-S3HV

Square head, 3 flute, Irregular helix

PRODUCT INFORMATION ICONS

GEOMETRY

PRODUCT FEATURES

- 3-flute end mills that cover shoulder milling, slotting and plunging.
- Irregular helix controls vibration and achieves stable machining.

Order Number	DC	APMX	LH	DCON	Grade	Type
IMX10S3HV10008	10	8	16	9.7	3	● 1
IMX12S3HV12009	12	9.6	19	11.7	3	● 1
IMX16S3HV16012	16	12.8	24	15.5	3	● 1
IMX20S3HV20016	20	16	30	19.5	3	● 1
IMX25S3HV25020	25	20	37.5	24.5	3	● 1

Note 1) The fastening size of the holder and head should be the same. (Refer to K002)

LEGEND FOR STOCK STATUS MARK
is shown on the left hand page of each double-page spread.

PRODUCT STANDARDS
indicates order numbers, dimensions, and stock status.

K010 : Inventory maintained in Japan.

Scan here for product NEW!

ISO13999 > K002

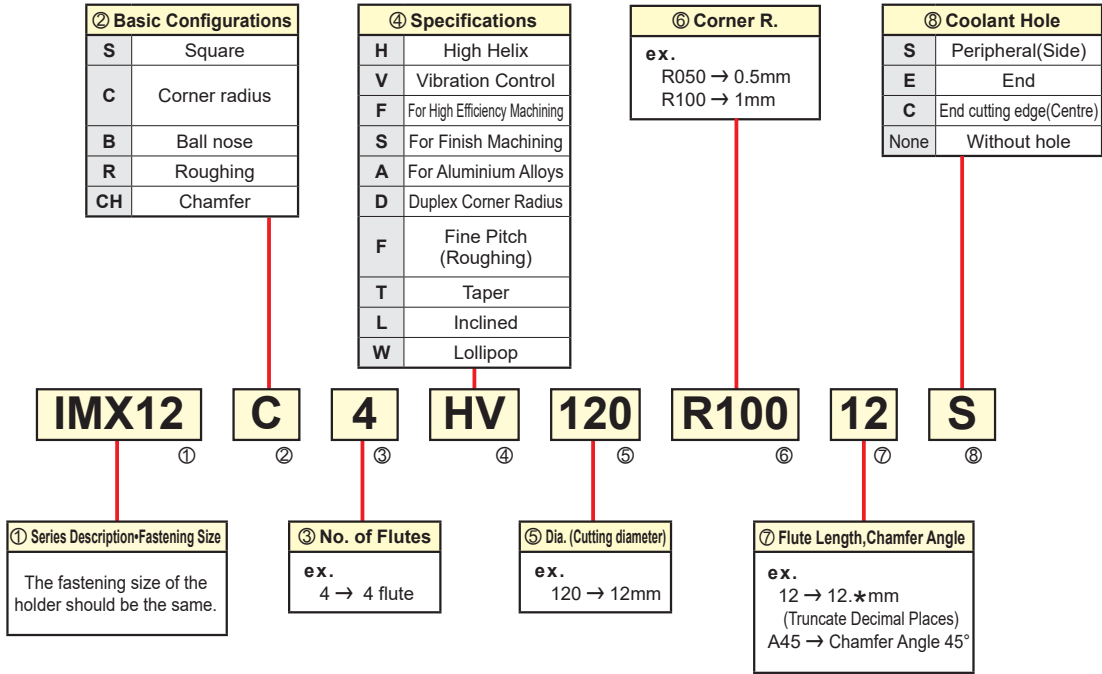
●To Order:

Please specify ①order number.

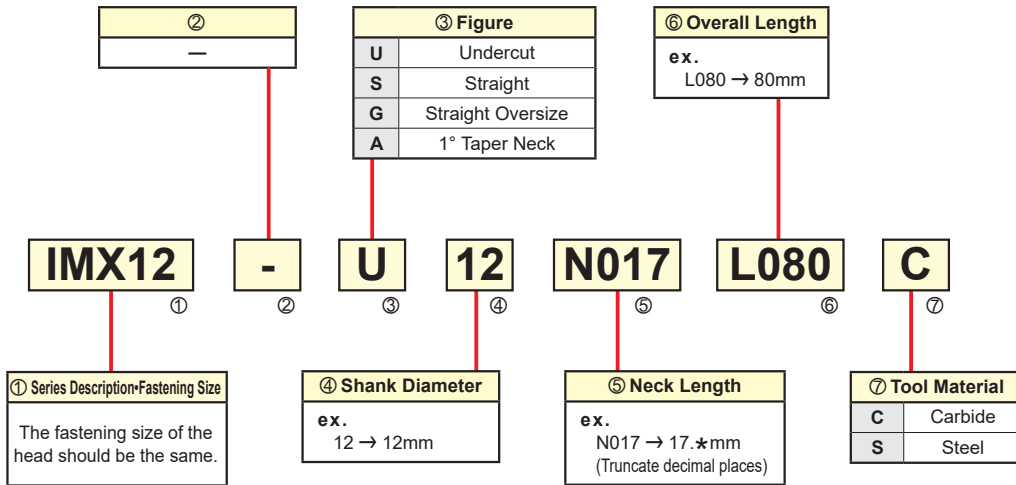
IDENTIFICATION

iMX End Mill Series

HEAD



HOLDER



RUN-OUT ACCURACY AND HEAD EXCHANGE ACCURACY

Dia. (Cutting diameter) DC	Run-out accuracy for the peripheral cutting edge *	Head exchange accuracy (Axial)
<φ25	0.015	±0.05
≥φ25	0.020	

* Use the carbide holder. (Except iMX-RC4F-C, iMX-R4F roughing head)

SYMBOL DESCRIPTIONS

Tool Material



Ultra Micro-grain Carbide
Ultra micro-grain carbide is used as the substrate material.

Angle, Coolant hole, Sharp corner edge and Gash land



Helix Angle
Indicates the helix angle of the end mill.



End Cutting Edge with Coolant Hole



Peripheral Cutting Edge with Coolant Hole



Gash Land
Indicates the end mill cutting edge has a gash land.

Tolerances



Outside Diameter Tolerance
Indicates diameter tolerance of end mill.



R Tolerance
Indicates the radial tolerance of a ball nose end mill.



R Tolerance
Indicates the radial tolerance of an end mill with a corner radius.

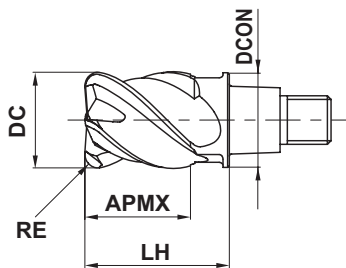
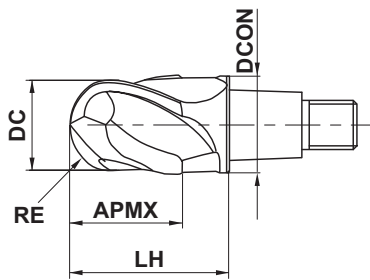


Tolerance of Point Angle
Indicates the tolerance of the point angle.



Shank Diameter Tolerance
Indicates the shank diameter tolerance of end mill.

GUIDE FOR ISO13399 SYMBOLS



Symbol	Content
APMX	Depth of cut maximum
DC	Dia. (Cutting diameter)
DCON	Connection diameter
LH	Head length
RE	Corner radius


K

EXCHANGEABLE HEAD END MILLS

*There are exceptions other than those listed above. For more details, please refer to the technical data (page Q002).

PRODUCT INTRODUCTION

Exchangeable Head End Mills iMX Series

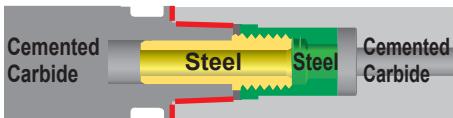
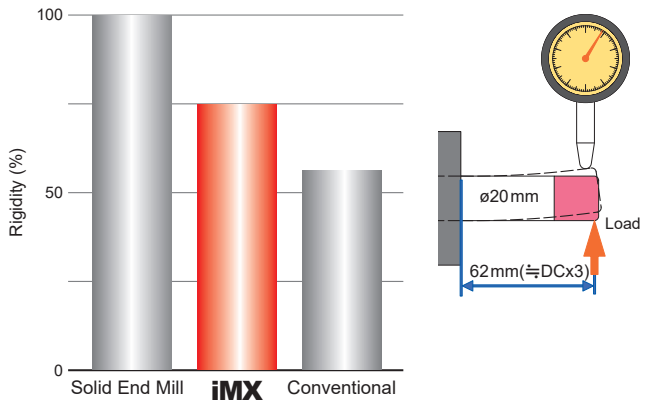


Fastening Mechanism

The iMX series is a revolutionary end mill system that enables efficiency, high accuracy and rigidity by combining the advantages of both solid carbide and indexable end mills. Security and rigidity close to that of a solid type end mill because the contact faces are all carbide. Excellent for reduced inventory over a variety of applications due to the exchangeable head.

Comparison of Tool Rigidity


The double face contact of the carbide head and carbide holder gives an increase in rigidity of 30%.



Highly Versatile Grades

EP7020

Suitable for difficult-to-cut materials.



- Smoothed Surface "ZERO-μ Surface"
- (Al, Cr)N Based Coating
- Super-fine Particle, Carbide Material

EP8100 Series

Suitable for milling of hardened steel.

EP6120

Suitable for high feed milling of steel.

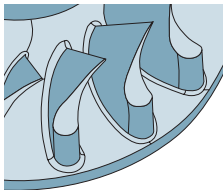
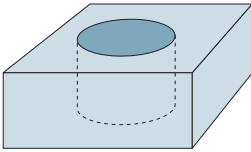

ET2020 (Uncoated)

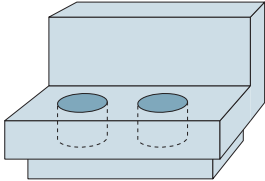
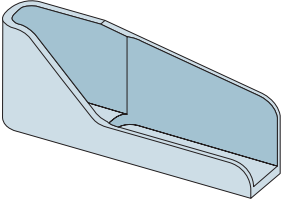

Suitable for milling of aluminium alloys.

K

EXCHANGEABLE HEAD END MILLS

Application Example

Holder	IMX12-U12N041L100C	IMX20-U20N070L130C	IMX16-U16N024L080C	
Head	IMX12B6HV12012	IMX20C4HV200R10021	IMX16C10HV160R10016	
Workpiece	AISI 1049 	Mild Steel 	Titanium Alloy (Ti-6Al4V) 	
	Component	Impeller for Torque Converter	Die Steel	Test Work
Intended Process	Finishing of Blade Faces	Hole Finishing	Shoulder Milling (Down(Climb) Cut)	
Cutting Conditions	Cutting Speed vc (m/min)	200	100	151
	Feed per Tooth fz (mm/t)	0.08	0.05	0.08
	Width of Cut ae (mm)	Approx. 1.4	1	0.5
	Depth of Cut ap (mm)	Approx. 1.0	3	16
	Overhang Length (mm)	—	105	52
Cutting Mode	—	Air Blow	Wet Cutting (Emulsion)	
Machine	5-axis MC (HSK A63)	Vertical MC	Vertical MC	
Results	The tool reduced machining time by 30% and also produced a good surface finish.	The irregular helix flutes combined with the solid carbide holder gave better performance than conventional tools.	Machining without vibration was achieved even when the workpiece radius and tool radius were the same.	

















Holder	IMX10-U10N034L090C	IMX20-S20L180C	
Head	IMX10B4HV10010	IMX20C4HV220R10023	
Workpiece	Stainless Steel 	Titanium Alloy (Ti-6Al4V) 	
	Component	—	—
Intended Process	—	Deep Wall Machining	
Cutting Conditions	Cutting Speed vc (m/min)	230	60
	Feed per Tooth fz (mm/t)	0.14	0.08
	Width of Cut ae (mm)	1.0	0.2
	Depth of Cut ap (mm)	1.4	15
	Overhang Length (mm)	—	142 (L/D=7)
Cutting Mode	Air Blow	Wet Cutting (Emulsion)	
Machine	Vertical MC	Vertical MC	
Results	Conventional products machined 8 pieces. iMX produced a good surface finish even after machining 70 pieces, giving 9 times the tool life.	The oversize type head achieved good surface finishes that reduced step differences in vertical wall surfaces.  iMX Conventional	

The examples shown are actual applications and can differ from the recommended cutting conditions.

CLASSIFICATION

HEAD












(mm)

Type	Applications	No. of Flutes	Product Code	Features	Shape	Coolant	Dia. (Cutting diameter) DC	Head length APMX		Workpiece Material						Page		
								Max. DC	APMX / DC	P	H	M	S	N				
										Carbon Steel	Tool Steel	-55HRC	55HRC-	Stainless Steel	Titanium Alloy, Heat Resistant Alloy		Copper Alloy	Aluminium Alloy
SQUARE																		
For Difficult-to-cut Materials		3	iMX-S3HV	Vibration Control		External	10–25	20	0.8	☉	○			☉	☉	○	K010	
		4	iMX-S4HV	Vibration Control			10–32	33	1									K014
				Irregular helix, Long cutting edge			16, 20	40	2	☉	○			☉	☉	○		K014
	4	iMX-S4HV-S	Vibration Control		Internal	10–25	25	1	☉	○			☉	☉	○		K015	
For Aluminium Alloys		3	iMX-S3A	Uncoated		External	10–28	23.4	0.8							☉	K021	
RADIUS																		
For Difficult-to-cut Materials		4	iMX-C4HV	Vibration Control		External	10–28	29	1								K024	
				Irregular helix, Long cutting edge			16, 20	40	2	☉	○			☉	☉	○		K025
		4	iMX-C4HV-S	Vibration Control		Internal	10–25	25	1	☉	○			☉	☉	○	K026	
		6	iMX-C6HV	Irregular helix, Multi-flute		External	10, 12	12	1	☉	○			☉	☉		K034	
		6	NEW iMX-C6HV-C	Irregular helix, Multi-flute		Internal	10–25	25	1	☉	○			☉	☉		K032	
		10	iMX-C10HV	Irregular helix, Multi-flute		External	16	16	1	☉	○			☉	☉		K034	
		12	iMX-C12HV	Irregular helix, Multi-flute			20, 25	25	1	☉	○			☉	☉			
For High Feed Machining		4	iMX-C4FD-C	Duplex Corner Radius		Internal	10–25	1.6	0.07	☉	☉	☉		☉	☉	○	K036	
For High Efficiency Machining		4	iMX-C4FV	Vibration Control		External	10–25	26	1	☉	☉	☉					K038	
For Aluminium Alloys		3	iMX-C3A	Uncoated			10–28	23.4	0.8							☉	K040	
For Blade		8	iMX-C8T-C	Taper head, Long cutting edge		Internal	8	7.12	0.8					☉	☉		K043	
		10	iMX-C10T-C	Taper head, Long cutting edge			10	7.12	0.7					☉	☉			
		12	iMX-C12T-C	Taper head, Long cutting edge			15, 19	3.56	0.2					☉	☉			
		15	iMX-C15T-C	Taper head, Long cutting edge			15, 19	3.56	0.2					☉	☉			

K

EXCHANGEABLE HEAD END MILLS

(mm)

Type	Applications	No. of Flutes	Product Code	Features	Shape	Coolant	Dia. (Cutting diameter) DC	Head length APMX		Workpiece Material						Page		
								Max. DC	APMX / DC	P	H	M	S	N				
										Carbon Steel	Tool Steel	-55HRC	55HRC-	Stainless Steel	Titanium Alloy Heat Resistant Alloy		Copper Alloy	Aluminium Alloy
ROUGHING																		
	For Difficult-to-cut Materials	4	iMX-R4F	Square		External	10–25	26	1	⊙	○			⊙	⊙	○	K044	
	For Titanium Alloys	4	NEW iMX-RC4F-C	Corner radius		Internal	10–20	21	1	⊙				⊙	⊙		K046	
BALL																		
	For Hardened Steels	2	iMX-B2S	Finish		External	16, 20	20	1					⊙			K048	
		4	iMX-B4S	Finish			16, 20	20	1						⊙			K049
	For High Efficiency Machining	3	iMX-B3FV	Vibration Control		External	10–20	16	0.8	⊙	⊙						K050	
	For Difficult-to-cut Materials	4	iMX-B4HV	Vibration Control			10–25	26	1	⊙	○				⊙	⊙	○	K052
		4	iMX-B4HV-E	Vibration Control		Internal	10–25	26	1	⊙	○				⊙	⊙	○	K053
		6	iMX-B6HV	Vibration Control		External	10–25	26	1	⊙	○				⊙	⊙		K056
LOLLIPOP																		
	For Difficult-to-cut Materials	4	NEW iMX-B4WH-S	5-axis machining		Internal	12–20	15	0.8	⊙	○				⊙	⊙	○	K058
CHAMFER																		
	For Chamfer Materials	3	iMX-CH3L	Hole and Shape		External	10–20	9.2	0.5	⊙	○	○			⊙	⊙		K060
		6	iMX-CH6V	Shape, Multi-flute			12–20	8.5	0.4	⊙	○	○				⊙	⊙	





K

EXCHANGEABLE HEAD END MILLS



CLASSIFICATION

HOLDERS

	Figure	Length	Taper angle one side	Tool material	Page
Undercut		Medium Semi-long Long	—	Carbide	K064
				Steel	K065
Straight	Straight 	Semi-long Long	—	Carbide	K064
	Straight Oversize 	Medium	—	Steel	K065
Taper neck		Long	1°	Carbide	K064

Correction factor by overhang length (Shoulder Milling)

Use by multiplying the recommended cutting condition by the correction factor by overhang length.
 Refer to each recommended conditions for the long cutting, offset, and lollipop types.

(mm)

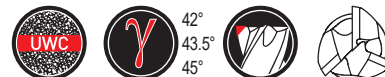
L/D	Carbon steel, Alloy steel, Mild steel, Copper, Copper alloys AISI 1045, AISI 4140, ASTM A36, AISI 1010				Pre-hardened steel, Carbon steel, Alloy steel, Alloy tool steel AISI P21, AISI P20, AISI 4340, SKD, SKT				Austenitic stainless steel, Ferritic and Martensitic stainless steels, Titanium alloy AISI 304, AISI 316, AISI 304LN, AISI 316LN, AISI 410, AISI 430, AISI 431, AISI 420J2, Ti-6Al-4V			
	Cutting Speed (m/min)	Revolution (min ⁻¹)	Feed per Tooth (mm/t)	Width of Cut ae	Cutting Speed (m/min)	Revolution (min ⁻¹)	Feed per Tooth (mm/t)	Width of Cut ae	Cutting Speed (m/min)	Revolution (min ⁻¹)	Feed per Tooth (mm/t)	Width of Cut ae
2	100%	100%	100%	100%	100%	100%	100%	100%	100%	100%	100%	100%
3	100%	100%	100%	100%	100%	100%	100%	100%	100%	100%	100%	100%
4	80%	80%	90%	70%	80%	80%	90%	70%	80%	80%	90%	70%
5	60%	60%	80%	40%	60%	60%	80%	40%	60%	60%	80%	40%
6	50%	50%	70%	30%	50%	50%	70%	30%	50%	50%	70%	30%
7	40%	40%	70%	20%	40%	40%	70%	20%	30%	30%	60%	20%
8	40%	40%	60%	10%	40%	40%	60%	10%	30%	30%	50%	10%
9	30%	30%	60%	10%	30%	30%	60%	10%	20%	20%	50%	10%

L/D	Precipitation-hardening stainless steel, Cobalt chromium alloy AISI 630, AISI 631				Heat resistant alloys Inconel718			
	Cutting Speed (m/min)	Revolution (min ⁻¹)	Feed per Tooth (mm/t)	Width of Cut ae	Cutting Speed (m/min)	Revolution (min ⁻¹)	Feed per Tooth (mm/t)	Width of Cut ae
2	100%	100%	100%	100%	100%	100%	100%	100%
3	100%	100%	100%	100%	100%	100%	100%	100%
4	80%	80%	90%	70%	80%	80%	90%	70%
5	60%	60%	80%	40%	60%	60%	80%	40%
6	50%	50%	70%	30%	50%	50%	70%	30%
7	30%	30%	60%	20%	30%	30%	60%	20%
8	30%	30%	50%	10%	30%	30%	50%	10%
9	20%	20%	50%	10%	20%	20%	50%	10%

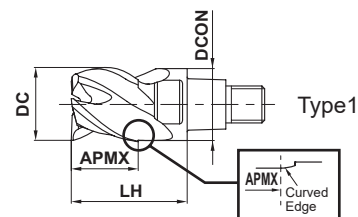
EXCHANGEABLE HEAD END MILLS

IMX-S3HV

Square head, 3 flute, Irregular helix



Carbon Steel, Alloy Steel, Cast Iron (<30HRC)	Tool Steel, Pre-Hardened Steel, Hardened Steel (≤45HRC)	Hardened Steel (≤55HRC)	Hardened Steel (>55HRC)	Austenitic Stainless Steel	Titanium Alloy, Heat Resistant Alloy	Copper Alloy	Aluminium Alloy
○	○			○	○	○	



DC ≤ 12	DC > 12			
0 - 0.020	0 - 0.030			

- 3-flute end mills that cover shoulder milling, slotting and plunging.
- Irregular helix controls vibration and achieves stable machining.

(mm)

Order Number	DC	APMX	LH	DCON	No. of Flutes	Grade	Type
						EP7020	
IMX10S3HV10008	10	8	16	9.7	3	●	1
IMX12S3HV12009	12	9.6	19	11.7	3	●	1
IMX16S3HV16012	16	12.8	24	15.5	3	●	1
IMX20S3HV20016	20	16	30	19.5	3	●	1
IMX25S3HV25020	25	20	37.5	24.5	3	●	1

Note 1) The fastening size of the holder and head should be the same. (Refer to K002)

K

EXCHANGEABLE HEAD END MILLS

● : Inventory maintained in Japan.

Scan here for product NEWS ▶



ISO13399

▶ K003

RECOMMENDED CUTTING CONDITIONS

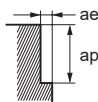
Shoulder milling (L/D=3)

Other than the L/D = 3, use following recommended cutting conditions by multiplying the K009 page correction factor by overhang length.

(mm)

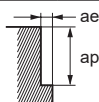
Dia. DC	Carbon steel, Alloy steel, Mild steel, Copper, Copper alloys AISI 1045, AISI 4140, ASTM A36, AISI 1010						Pre-hardened steel, Carbon steel, Alloy steel, Alloy tool steel AISI P21, AISI P20, AISI 4340, SKD, SKT						Austenitic stainless steel, Ferritic and Martensitic stainless steels, Titanium alloy AISI 304, AISI 316, AISI 304LN, AISI 316LN, AISI 410, AISI 430, AISI 431, AISI 420J2, Ti-6Al-4V					
	Cutting Speed (m/min)	Revolution (min ⁻¹)	Feed per Tooth (mm/t)	Feed rate (mm/min)	Depth of cut ap	Width of Cut ae	Cutting Speed (m/min)	Revolution (min ⁻¹)	Feed per Tooth (mm/t)	Feed rate (mm/min)	Depth of cut ap	Width of Cut ae	Cutting Speed (m/min)	Revolution (min ⁻¹)	Feed per Tooth (mm/t)	Feed rate (mm/min)	Depth of cut ap	Width of Cut ae
10	150	4800	0.09	1300	8	2	120	3800	0.06	680	8	2	100	3200	0.075	720	8	2
12	150	4000	0.09	1100	9.6	2.4	120	3200	0.065	620	9.6	2.4	100	2700	0.08	650	9.6	2.4
16	150	3000	0.1	900	12.8	3.2	120	2400	0.075	540	12.8	3.2	100	2000	0.09	540	12.8	3.2
20	150	2400	0.1	720	16	4	120	1900	0.075	430	16	4	100	1600	0.09	430	16	4
25	150	1900	0.12	680	20	5	120	1500	0.075	340	20	5	100	1300	0.09	350	20	5

Depth of cut



Dia. DC	Precipitation-hardening stainless steel, Cobalt chromium alloy AISI 630, AISI 631						Heat resistant alloys Inconel718					
	Cutting Speed (m/min)	Revolution (min ⁻¹)	Feed per Tooth (mm/t)	Feed rate (mm/min)	Depth of cut ap	Width of Cut ae	Cutting Speed (m/min)	Revolution (min ⁻¹)	Feed per Tooth (mm/t)	Feed rate (mm/min)	Depth of cut ap	Width of Cut ae
10	75	2400	0.06	430	8	2	40	1300	0.04	160	8	1
12	75	2000	0.065	390	9.6	2.4	40	1100	0.045	150	9.6	1.2
16	75	1500	0.075	340	12.8	3.2	40	800	0.05	120	12.8	1.6
20	75	1200	0.075	270	16	4	40	640	0.05	96	16	2
25	75	950	0.075	210	20	5	40	510	0.05	77	20	2.5

Depth of cut



Note 1) For stainless steel, titanium alloy and heat resistant alloy, the use of water-soluble coolant is effective.

Note 2) If the depth of cut is shallow, the revolution and feed rate can be increased.

Note 3) Vibration may occur if there is poor rigidity of the machine or workpiece material. In that case, please adjust the revolution, feed rate and depth of cut.

EXCHANGEABLE HEAD END MILLS

IMX-S3HV

Square head, 3 flute, Irregular helix

CARBIDE

SQUARE

RADIUS

ROUGHING

BALL

TAPER

CHAMFER

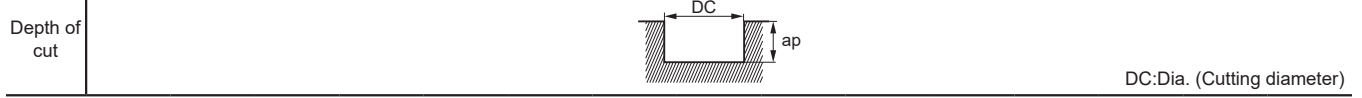
K

EXCHANGEABLE HEAD END MILLS

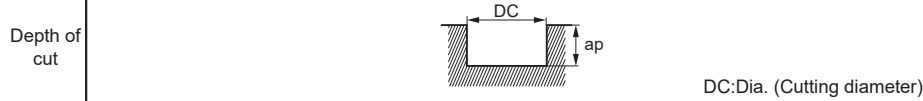
Slot milling

(mm)

Dia. DC	Cutting Speed (m/min)	Revolution (min ⁻¹)	Feed per Tooth (mm/t)	Feed rate (mm/min)	Depth of cut ap	Carbon steel, Alloy steel, Mild steel, Copper, Copper alloys					Pre-hardened steel, Carbon steel, Alloy steel, Alloy tool steel					Austenitic stainless steel, Ferritic and Martensitic stainless steels, Titanium alloy				
						AISI 1045, AISI 4140, ASTM A36, AISI 1010					AISI P21, AISI P20, AISI 4340, SKD, SKT					AISI 304, AISI 316, AISI 304LN, AISI 316LN, AISI 410, AISI 430, AISI 431, AISI 420J2, Ti-6Al-4V				
10	100	3200	0.04	380	5	80	2500	0.03	230	5	75	2400	0.03	200	5	75	2400	0.03	200	5
12	100	2700	0.05	410	6	80	2100	0.04	250	6	75	2000	0.04	240	6	75	2000	0.04	240	6
16	100	2000	0.07	420	8	80	1600	0.05	240	8	75	1500	0.06	270	8	75	1500	0.06	270	8
20	100	1600	0.07	340	10	80	1300	0.05	200	10	75	1200	0.06	220	10	75	1200	0.06	220	10
25	100	1300	0.08	310	12	80	1000	0.05	150	12	75	950	0.06	170	12	75	950	0.06	170	12



Dia. DC	Cutting Speed (m/min)	Revolution (min ⁻¹)	Feed per Tooth (mm/t)	Feed rate (mm/min)	Depth of cut ap	Precipitation-hardening stainless steel, Cobalt chromium alloy					Heat resistant alloys									
						AISI 630, AISI 631					Inconel718									
10	60	1900	0.025	140	5	30	950	0.02	57	2	30	950	0.02	57	2	30	950	0.02	57	2
12	60	1600	0.035	170	6	30	800	0.03	72	2.4	30	800	0.03	72	2.4	30	800	0.03	72	2.4
16	60	1200	0.05	180	8	30	600	0.05	90	3.2	30	600	0.05	90	3.2	30	600	0.05	90	3.2
20	60	950	0.05	140	10	30	480	0.05	72	4	30	480	0.05	72	4	30	480	0.05	72	4
25	60	760	0.05	110	12	30	380	0.05	57	5	30	380	0.05	57	5	30	380	0.05	57	5



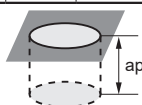
- Note 1) For stainless steel, titanium alloy and heat resistant alloy, the use of water-soluble coolant is effective.
- Note 2) If the depth of cut is shallow, the revolution and feed rate can be increased.
- Note 3) Vibration may occur if there is poor rigidity of the machine or workpiece material. In that case, please adjust the revolution, feed rate and depth of cut.

Plunging

(mm)

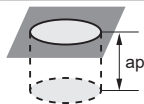
Dia. DC	Carbon steel, Alloy steel, Mild steel, Copper, Copper alloys AISI 1045, AISI 4140, ASTM A36, AISI 1010						Pre-hardened steel, Carbon steel, Alloy steel, Alloy tool steel AISI P21, AISI P20, AISI 4340, SKD, SKT						Austenitic stainless steel, Ferritic and Martensitic stainless steels, Titanium alloy AISI 304, AISI 316, AISI 304LN, AISI 316LN, AISI 410, AISI 430, AISI 431, AISI 420J2, Ti-6Al-4V					
	Cutting Speed (m/min)	Revolution (min ⁻¹)	Feed per Rev. (mm/rev)	Feed rate (mm/min)	Drilled Depth ap	Step ap ²	Cutting Speed (m/min)	Revolution (min ⁻¹)	Feed per Rev. (mm/rev)	Feed rate (mm/min)	Drilled Depth ap	Step ap ²	Cutting Speed (m/min)	Revolution (min ⁻¹)	Feed per Rev. (mm/rev)	Feed rate (mm/min)	Drilled Depth ap	Step ap ²
10	100	3200	0.14	450	5	2.5	70	2200	0.09	200	5	2	60	1900	0.03	57	5	0.6
12	100	2700	0.14	380	6	2.5	70	1900	0.09	170	6	2	60	1600	0.03	48	6	0.6
16	100	2000	0.14	280	8	2.5	70	1400	0.09	130	8	2	60	1200	0.03	36	8	0.6
20	100	1600	0.14	220	10	2.5	70	1100	0.09	99	10	2	60	950	0.03	29	10	0.6
25	100	1300	0.14	180	12.5	2.5	70	890	0.09	80	12.5	2	60	760	0.03	23	12.5	0.6

Depth of cut



Dia. DC	Precipitation-hardening stainless steel, Cobalt chromium alloy AISI 630, AISI 631					
	Cutting Speed (m/min)	Revolution (min ⁻¹)	Feed per Rev. (mm/rev)	Feed rate (mm/min)	Drilled Depth ap	Step ap ²
10	40	1300	0.03	39	5	0.6
12	40	1100	0.03	33	6	0.6
16	40	800	0.03	24	8	0.6
20	40	640	0.03	19	10	0.6
25	40	510	0.03	15	12.5	0.6

Depth of cut



Note 1) For stainless steel, titanium alloy and heat resistant alloy, the use of water-soluble coolant is effective.

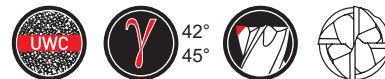
Note 2) Vibration may occur if there is poor rigidity of the machine or workpiece material. In that case, please adjust the revolution, feed rate and depth of cut.

Note 3) If the depth of cut is shallow, the revolution and feed rate can be increased.

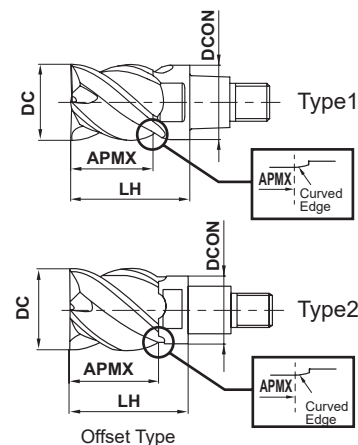
EXCHANGEABLE HEAD END MILLS

IMX-S4HV

Square head, 4 flute, Irregular helix



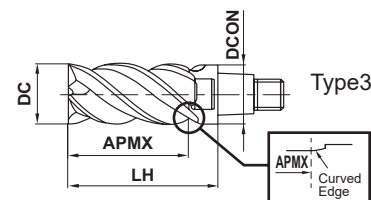
Carbon Steel, Alloy Steel, Cast Iron (<30HRC)	Tool Steel, Pre-Hardened Steel, Hardened Steel (≤45HRC)	Hardened Steel (≤55HRC)	Hardened Steel (>55HRC)	Austenitic Stainless Steel	Titanium Alloy, Heat Resistant Alloy	Copper Alloy	Aluminium Alloy
○	○			○	○	○	



	DC ≤ 12	DC > 12			
	0 - 0.020	0 - 0.030			

● Irregular helix controls vibration and achieves stable machining.

Order Number	DC	APMX	LH	DCON	No. of Flutes	Grade		Type
						EP7020	(mm)	
IMX10S4HV10010	10	10	16	9.7	4	●	1	1
IMX10S4HV12012	12	12.5	19	9.7	4	●	2	2
IMX12S4HV12012	12	12	19	11.7	4	●	1	1
IMX12S4HV14014	14	14.5	22.5	11.7	4	●	2	2
IMX16S4HV16016	16	16	24	15.5	4	●	1	1
IMX16S4HV18018	18	18.5	27	15.5	4	●	2	2
IMX20S4HV20020	20	20	30	19.5	4	●	1	1
IMX20S4HV22023	22	23	33	19.5	4	●	2	2
IMX25S4HV25025	25	25	37.5	24.5	4	●	1	1
IMX25S4HV28029	28	29	41.5	24.5	4	●	2	2
IMX25S4HV30031	30	31	43.5	24.5	4	●	2	2
IMX25S4HV32033	32	33	45.5	24.5	4	●	2	2



■ Long cutting edge type

Order Number	DC	APMX	LH	DCON	No. of Flutes	Grade		Type
						EP7020	(mm)	
IMX16S4HV16032	16	32	40	15.5	4	●	3	3
IMX20S4HV20040	20	40	50	19.5	4	●	3	3

Note 1) The fastening size of the holder and head should be the same. (Refer to K002)

● : Inventory maintained in Japan.

Scan here for product NEWS ▶



CARBIDE
SQUARE
RADIUS
ROUGHING
BALL
TAPER
CHAMFER
K

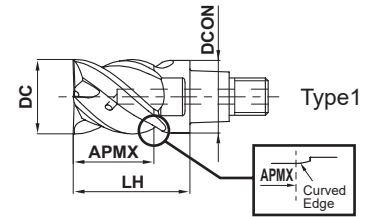
EXCHANGEABLE HEAD END MILLS

IMX-S4HV-S

Square head with coolant hole, 4 flute, Irregular helix



Carbon Steel, Alloy Steel, Cast Iron (<30HRC)	Tool Steel, Pre-Hardened Steel, Hardened Steel (≤45HRC)	Hardened Steel (≤55HRC)	Hardened Steel (>55HRC)	Austenitic Stainless Steel	Titanium Alloy, Heat Resistant Alloy	Copper Alloy	Aluminium Alloy
○	○			○	○	○	



DC ≤ 12	DC > 12			
0 - 0.020	0 - 0.030			

- Coolant holes for each cutting edge enables a stable coolant supply.
- Irregular helix controls vibration and achieves stable machining.

Order Number	DC	APMX	LH	DCON	No. of Flutes	Grade	Type
						EP7020	
IMX10S4HV10010S	10	10	16	9.7	4	●	1
IMX12S4HV12012S	12	12	19	11.7	4	●	1
IMX16S4HV16016S	16	16	24	15.5	4	●	1
IMX20S4HV20020S	20	20	30	19.5	4	●	1
IMX25S4HV25025S	25	25	37.5	24.5	4	●	1

Note 1) The fastening size of the holder and head should be the same. (Refer to K002)

CARBIDE

SQUARE

RADIUS

ROUGHING

BALL

TAPER

CHAMFER

K

EXCHANGEABLE HEAD END MILLS



EXCHANGEABLE HEAD END MILLS

IMX-S4HV/iMX-S4HV-S

Square head, 4 flute, Irregular helix (With/Without coolant hole)

CARBIDE

SQUARE

RADIUS

ROUGHING

BALL

TAPER

CHAMFER

K

EXCHANGEABLE HEAD END MILLS

RECOMMENDED CUTTING CONDITIONS

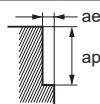
■ Shoulder milling (L/D=3)

Other than the L/D = 3, use following recommended cutting conditions by multiplying the K009 page correction factor by overhang length.

(mm)

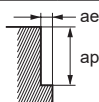
Dia. DC	Cutting Speed (m/min)	Revolution (min ⁻¹)	Feed per Tooth (mm/t)	Feed rate (mm/min)	Depth of cut ap	Width of Cut ae	Carbon steel, Alloy steel, Mild steel, Copper, Copper alloys						Pre-hardened steel, Carbon steel, Alloy steel, Alloy tool steel						Austenitic stainless steel, Ferritic and Martensitic stainless steels, Titanium alloy					
							AISI 1045, AISI 4140, ASTM A36, AISI 1010						AISI P21, AISI P20, AISI 4340, SKD, SKT						AISI 304, AISI 316, AISI 304LN, AISI 316LN, AISI 410, AISI 430, AISI 431, AISI 420J2, Ti-6Al-4V					
10	150	4800	0.09	1700	10	2	120	3800	0.06	910	10	2	100	3200	0.075	960	10	2						
12	150	4000	0.09	1400	12	2.4	120	3200	0.065	830	12	2.4	100	2700	0.08	860	12	2.4						
16	150	3000	0.1	1200	16	3.2	120	2400	0.075	720	16	3.2	100	2000	0.09	720	16	3.2						
20	150	2400	0.1	960	20	4	120	1900	0.075	570	20	4	100	1600	0.09	580	20	4						
25	150	1900	0.12	910	25	5	120	1500	0.075	450	25	5	100	1300	0.09	470	25	5						

Depth of cut



Dia. DC	Cutting Speed (m/min)	Revolution (min ⁻¹)	Feed per Tooth (mm/t)	Feed rate (mm/min)	Depth of cut ap	Width of Cut ae	Precipitation-hardening stainless steel, Cobalt chromium alloy						Heat resistant alloys					
							AISI 630, AISI 631						Inconel718					
10	75	2400	0.06	580	10	2	40	1300	0.04	210	10	1						
12	75	2000	0.065	520	12	2.4	40	1100	0.045	200	12	1.2						
16	75	1500	0.075	450	16	3.2	40	800	0.05	160	16	1.6						
20	75	1200	0.075	360	20	4	40	640	0.05	130	20	2						
25	75	950	0.075	290	25	5	40	510	0.05	100	25	2.5						

Depth of cut



Note 1) For stainless steel, titanium alloy and heat resistant alloy, the use of water-soluble coolant is effective.

Note 2) If the depth of cut is shallow, the revolution and feed rate can be increased.

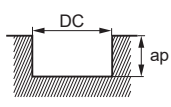
Note 3) Vibration may occur if there is poor rigidity of the machine or workpiece material. In that case, please adjust the revolution, feed rate and depth of cut.

Slot milling

(mm)

Workpiece Material	Carbon steel, Alloy steel, Mild steel, Copper, Copper alloys					Pre-hardened steel, Carbon steel, Alloy steel, Alloy tool steel					Austenitic stainless steel, Ferritic and Martensitic stainless steels, Titanium alloy				
	AISI 1045, AISI 4140, ASTM A36, AISI 1010					AISI P21, AISI P20, AISI 4340, SKD, SKT					AISI 304, AISI 316, AISI 304LN, AISI 316LN, AISI 410, AISI 430, AISI 431, AISI 420J2, Ti-6Al-4V				
Dia. DC	Cutting Speed (m/min)	Revolution (min ⁻¹)	Feed per Tooth (mm/t)	Feed rate (mm/min)	Depth of cut ap	Cutting Speed (m/min)	Revolution (min ⁻¹)	Feed per Tooth (mm/t)	Feed rate (mm/min)	Depth of cut ap	Cutting Speed (m/min)	Revolution (min ⁻¹)	Feed per Tooth (mm/t)	Feed rate (mm/min)	Depth of cut ap
10	100	3200	0.04	510	5	80	2500	0.03	300	5	75	2400	0.03	290	5
12	100	2700	0.05	540	6	80	2100	0.04	340	6	75	2000	0.04	320	6
16	100	2000	0.07	560	8	80	1600	0.05	320	8	75	1500	0.06	360	8
20	100	1600	0.07	450	10	80	1300	0.05	260	10	75	1200	0.06	290	10
25	100	1300	0.08	420	12	80	1000	0.05	200	12	75	950	0.06	230	12

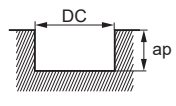
Depth of cut



DC:Dia. (Cutting diameter)

Workpiece Material	Precipitation-hardening stainless steel, Cobalt chromium alloy					Heat resistant alloys				
	AISI 630, AISI 631					Inconel718				
Dia. DC	Cutting Speed (m/min)	Revolution (min ⁻¹)	Feed per Tooth (mm/t)	Feed rate (mm/min)	Depth of cut ap	Cutting Speed (m/min)	Revolution (min ⁻¹)	Feed per Tooth (mm/t)	Feed rate (mm/min)	Depth of cut ap
10	60	1900	0.025	190	5	30	950	0.02	76	2
12	60	1600	0.035	220	6	30	800	0.03	96	2.4
16	60	1200	0.05	240	8	30	600	0.05	120	3.2
20	60	950	0.05	190	10	30	480	0.05	96	4
25	60	760	0.05	150	12	30	380	0.05	76	5

Depth of cut



DC:Dia. (Cutting diameter)

Note 1) For stainless steel, titanium alloy and heat resistant alloy, the use of water-soluble coolant is effective.

Note 2) If the depth of cut is shallow, the revolution and feed rate can be increased.

Note 3) Vibration may occur if there is poor rigidity of the machine or workpiece material. In that case, please adjust the revolution, feed rate and depth of cut.

EXCHANGEABLE HEAD END MILLS

IMX-S4HV

Square head, 4 flute, Irregular helix, Long cutting edge type

CARBIDE

SQUARE

RADIUS

ROUGHING

BALL

TAPER

CHAMFER

K

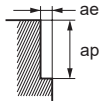
EXCHANGEABLE HEAD END MILLS

RECOMMENDED CUTTING CONDITIONS

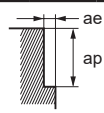
Shoulder milling

(mm)

Workpiece Material		Carbon steel, Alloy steel, Mild steel, Copper, Copper alloys AISI 1045, AISI 4140, ASTM A36, AISI 1010						Pre-hardened steel, Carbon steel, Alloy steel, Alloy tool steel AISI P21, AISI P20, AISI 4340, SKD, SKT						Austenitic stainless steel, Ferritic and Martensitic stainless steels, Titanium alloy AISI 304, AISI 316, AISI 304LN, AISI 316LN, AISI 410, AISI 430, AISI 431, AISI 420J2, Ti-6Al-4V					
L/D	Dia. DC	Cutting Speed (m/min)	Revolution (min ⁻¹)	Feed per Tooth (mm/t)	Feed rate (mm/min)	Depth of cut ap	Width of Cut ae	Cutting Speed (m/min)	Revolution (min ⁻¹)	Feed per Tooth (mm/t)	Feed rate (mm/min)	Depth of cut ap	Width of Cut ae	Cutting Speed (m/min)	Revolution (min ⁻¹)	Feed per Tooth (mm/t)	Feed rate (mm/min)	Depth of cut ap	Width of Cut ae
4	16	100	2000	0.09	720	32	0.8	80	1600	0.07	450	32	0.8	60	1200	0.08	380	32	0.8
	20	100	1600	0.09	580	40	1	80	1300	0.07	360	40	1	60	950	0.08	300	40	1
6	16	60	1200	0.07	340	32	0.8	50	990	0.05	200	32	0.8	40	800	0.06	190	32	0.8
	20	60	950	0.07	270	40	1	50	800	0.05	160	40	1	40	640	0.06	150	40	1



Workpiece Material		Precipitation-hardening stainless steel, Cobalt chromium alloy AISI 630, AISI 631						Heat resistant alloys Inconel718					
L/D	Dia. DC	Cutting Speed (m/min)	Revolution (min ⁻¹)	Feed per Tooth (mm/t)	Feed rate (mm/min)	Depth of cut ap	Width of Cut ae	Cutting Speed (m/min)	Revolution (min ⁻¹)	Feed per Tooth (mm/t)	Feed rate (mm/min)	Depth of cut ap	Width of Cut ae
4	16	50	990	0.07	280	32	0.8	30	600	0.05	120	32	0.4
	20	50	800	0.07	220	40	1	30	480	0.05	96	40	0.5
6	16	30	600	0.05	120	32	0.8	20	400	0.04	64	32	0.4
	20	30	480	0.05	96	40	1	20	320	0.04	51	40	0.5



- Note 1) For stainless steel, titanium alloy and heat resistant alloy, the use of water-soluble coolant is effective.
- Note 2) If the depth of cut is shallow, the revolution and feed rate can be increased.
- Note 3) Vibration may occur if there is poor rigidity of the machine or workpiece material. In that case, please adjust the revolution, feed rate and depth of cut.
- Note 4) The length of the long cutting type is 2 times that of the standard head. L/D demonstrates +1 when installed to a holder of the same size.

IMX-S4HV

Square head, 4 flute, Irregular helix, Offset type

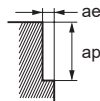
CARBIDE

RECOMMENDED CUTTING CONDITIONS

Shoulder milling

(mm)

Workpiece Material		Carbon steel, Alloy steel, Mild steel, Copper, Copper alloys AISI 1045, AISI 4140, ASTM A36, AISI 1010						Pre-hardened steel, Carbon steel, Alloy steel, Alloy tool steel AISI P21, AISI P20, AISI 4340, SKD, SKT						Austenitic stainless steel, Ferritic and Martensitic stainless steels, Titanium alloy AISI 304, AISI 316, AISI 304LN, AISI 316LN, AISI 410, AISI 430, AISI 431, AISI 420J2, Ti-6Al-4V					
L/D	Dia. DC	Cutting Speed (m/min)	Revolution (min ⁻¹)	Feed per Tooth (mm/t)	Feed rate (mm/min)	Depth of cut ap	Width of Cut ae	Cutting Speed (m/min)	Revolution (min ⁻¹)	Feed per Tooth (mm/t)	Feed rate (mm/min)	Depth of cut ap	Width of Cut ae	Cutting Speed (m/min)	Revolution (min ⁻¹)	Feed per Tooth (mm/t)	Feed rate (mm/min)	Depth of cut ap	Width of Cut ae
3	11	150	4300	0.09	1500	11	1.1	120	3500	0.06	840	11	1.1	100	2900	0.075	870	11	1.1
	12	150	4000	0.09	1400	12	1.2	120	3200	0.06	770	12	1.2	100	2700	0.075	810	12	1.2
	13	150	3700	0.09	1300	13	1.3	120	2900	0.065	750	13	1.3	100	2400	0.08	770	13	1.3
	14	150	3400	0.09	1200	14	1.4	120	2700	0.065	700	14	1.4	100	2300	0.08	740	14	1.4
	17	150	2800	0.1	1100	17	1.7	120	2200	0.075	660	17	1.7	100	1900	0.08	610	17	1.7
	18	150	2700	0.1	1100	18	1.8	120	2100	0.075	630	18	1.8	100	1800	0.09	650	18	1.8
	22	150	2200	0.1	880	22	2.2	120	1700	0.075	510	22	2.2	100	1400	0.09	500	22	2.2
	28	150	1700	0.12	820	28	2.8	120	1400	0.075	420	28	2.8	100	1100	0.09	400	28	2.8
	30	150	1600	0.12	770	30	3	120	1300	0.075	390	30	3	100	1100	0.09	400	30	3
	32	150	1500	0.12	720	32	3.2	120	1200	0.075	360	32	3.2	100	990	0.09	360	32	3.2
5	11	90	2600	0.07	730	11	0.4	70	2000	0.05	400	11	0.4	60	1700	0.06	410	11	0.4
	12	90	2400	0.07	670	12	0.5	70	1900	0.05	380	12	0.5	60	1600	0.06	380	12	0.5
	13	90	2200	0.07	620	13	0.5	70	1700	0.05	340	13	0.5	60	1500	0.06	360	13	0.5
	14	90	2000	0.07	560	14	0.6	70	1600	0.05	320	14	0.6	60	1400	0.06	340	14	0.6
	17	90	1700	0.08	540	17	0.7	70	1300	0.06	310	17	0.7	60	1100	0.07	310	17	0.7
	18	90	1600	0.08	510	18	0.7	70	1200	0.06	290	18	0.7	60	1100	0.07	310	18	0.7
	22	90	1300	0.08	420	22	0.9	70	1000	0.06	240	22	0.9	60	870	0.07	240	22	0.9
	28	90	1000	0.1	400	28	1.1	70	800	0.06	190	28	1.1	60	680	0.07	190	28	1.1
	30	90	950	0.1	380	30	1.2	70	740	0.06	180	30	1.2	60	640	0.07	180	30	1.2
	32	90	900	0.1	360	32	1.3	70	700	0.06	170	32	1.3	60	600	0.07	170	32	1.3
7	11	60	1700	0.06	410	11	0.2	50	1400	0.04	220	11	0.2	32	930	0.05	190	11	0.2
	12	60	1600	0.06	380	12	0.2	50	1300	0.04	210	12	0.2	32	850	0.05	170	12	0.2
	13	60	1500	0.06	360	13	0.3	50	1200	0.05	240	13	0.3	32	780	0.06	190	13	0.3
	14	60	1400	0.06	340	14	0.3	50	1100	0.05	220	14	0.3	32	730	0.06	180	14	0.3
	17	60	1100	0.07	310	17	0.3	50	940	0.05	190	17	0.3	32	600	0.06	140	17	0.3
	18	60	1100	0.07	310	18	0.4	50	880	0.05	180	18	0.4	32	570	0.06	140	18	0.4
	22	60	870	0.07	240	22	0.4	50	720	0.05	140	22	0.4	32	460	0.06	110	22	0.4
	28	60	680	0.08	220	28	0.6	50	570	0.05	110	28	0.6	32	360	0.06	86	28	0.6
	30	60	640	0.08	200	30	0.6	50	530	0.05	110	30	0.6	32	340	0.06	82	30	0.6
	32	60	600	0.08	190	32	0.6	50	500	0.05	100	32	0.6	32	320	0.06	77	32	0.6



Note 1) For stainless steel, titanium alloy and heat resistant alloy, the use of water-soluble coolant is effective.

Note 2) If the depth of cut is shallow, the revolution and feed rate can be increased.

Note 3) Vibration may occur if there is poor rigidity of the machine or workpiece material. In that case, please adjust the revolution, feed rate and depth of cut.

SQUARE

RADIUS

ROUGHING

BALL

TAPER

CHAMFER

K

EXCHANGEABLE HEAD END MILLS

EXCHANGEABLE HEAD END MILLS

IMX-S4HV

Square head, 4 flute, Irregular helix, Offset type

CARBIDE

SQUARE

RADIUS

ROUGHING

BALL

TAPER

CHAMFER

K

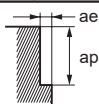
EXCHANGEABLE HEAD END MILLS

Shoulder milling

(mm)

Workpiece Material		Precipitation-hardening stainless steel, Cobalt chromium alloy						Heat resistant alloys					
Material		AISI 630, AISI 631						Inconel718					
L/D	Dia. DC	Cutting Speed (m/min)	Revolution (min ⁻¹)	Feed per Tooth (mm/t)	Feed rate (mm/min)	Depth of cut ap	Width of Cut ae	Cutting Speed (m/min)	Revolution (min ⁻¹)	Feed per Tooth (mm/t)	Feed rate (mm/min)	Depth of cut ap	Width of Cut ae
3	11	75	2200	0.06	530	11	1.1	30	870	0.04	140	11	0.8
	12	75	2000	0.06	480	12	1.2	30	800	0.04	130	12	0.9
	13	75	1800	0.065	470	13	1.3	30	730	0.045	130	13	1
	14	75	1700	0.065	440	14	1.4	30	680	0.045	120	14	1.1
	17	75	1400	0.065	360	17	1.7	40	750	0.045	140	17	1.3
	18	75	1300	0.075	390	18	1.8	40	710	0.05	140	18	1.4
	22	75	1100	0.075	330	22	2.2	40	580	0.05	120	22	1.7
	28	75	850	0.075	260	28	2.8	40	450	0.05	90	28	2.1
	30	75	800	0.075	240	30	3	40	420	0.05	84	30	2.3
	32	75	750	0.075	230	32	3.2	40	400	0.05	80	32	2.4
5	11	50	1400	0.05	280	11	0.4	10	290	0.03	35	11	0.3
	12	50	1300	0.05	260	12	0.5	10	270	0.03	32	12	0.4
	13	50	1200	0.05	240	13	0.5	10	240	0.04	38	13	0.4
	14	50	1100	0.05	220	14	0.6	10	230	0.04	37	14	0.4
	17	50	940	0.06	230	17	0.7	19	360	0.04	58	17	0.5
	18	50	880	0.06	210	18	0.7	19	340	0.04	54	18	0.6
	22	50	720	0.06	170	22	0.9	19	270	0.04	43	22	0.7
	28	50	570	0.06	140	28	1.1	19	220	0.04	35	28	0.8
	30	50	530	0.06	130	30	1.2	19	200	0.04	32	30	0.9
	32	50	500	0.06	120	32	1.3	19	190	0.04	30	32	1
7	11	24	690	0.04	110	11	0.2	-	-	-	-	-	-
	12	24	640	0.04	100	12	0.2	-	-	-	-	-	-
	13	24	590	0.05	120	13	0.3	-	-	-	-	-	-
	14	24	550	0.05	110	14	0.3	-	-	-	-	-	-
	17	24	450	0.05	90	17	0.3	-	-	-	-	-	-
	18	24	420	0.05	84	18	0.4	-	-	-	-	-	-
	22	24	350	0.05	70	22	0.4	-	-	-	-	-	-
	28	24	270	0.05	54	28	0.6	-	-	-	-	-	-
	30	24	250	0.05	50	30	0.6	-	-	-	-	-	-
	32	24	240	0.05	48	32	0.6	-	-	-	-	-	-

Depth of cut



Note 1) For stainless steel, titanium alloy and heat resistant alloy, the use of water-soluble coolant is effective.

Note 2) If the depth of cut is shallow, the revolution and feed rate can be increased.

Note 3) Vibration may occur if there is poor rigidity of the machine or workpiece material. In that case, please adjust the revolution, feed rate and depth of cut.

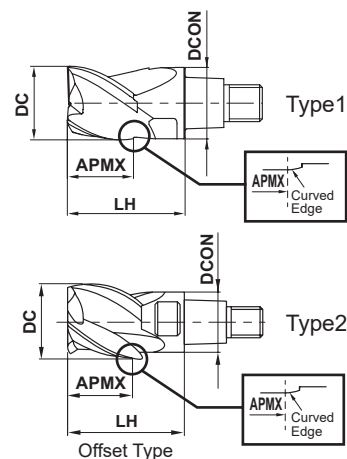
IMX-S3A

Square head, 3 flute, For aluminium alloy



CARBIDE

Carbon Steel, Alloy Steel, Cast Iron (<30HRC)	Tool Steel, Pre-Hardened Steel, Hardened Steel (≤45HRC)	Hardened Steel (≤55HRC)	Hardened Steel (>55HRC)	Austenitic Stainless Steel	Titanium Alloy, Heat Resistant Alloy	Copper Alloy	Aluminium Alloy
---	---	-------------------------	-------------------------	----------------------------	--------------------------------------	--------------	-----------------



DC ≤ 12	DC > 12			
0	0			
- 0.020	- 0.030			

- High efficiency machining due to the sharp cutting edge suitable for aluminium alloy machining and polished rake face.

(mm)

Order Number	DC	APMX	LH	DCON	No. of Flutes	Grade	
						ET2020	Type
IMX10S3A10008	10	8	16	9.7	3	●	1
IMX10S3A12010	12	10.1	19	9.7	3	●	2
IMX12S3A12009	12	9.6	19	11.7	3	●	1
IMX12S3A14011	14	11.7	22.5	11.7	3	●	2
IMX16S3A16012	16	12.8	24	15.5	3	●	1
IMX16S3A18014	18	14.9	27	15.5	3	●	2
IMX20S3A20016	20	16	30	19.5	3	●	1
IMX20S3A22018	22	18.6	33	19.5	3	●	2
IMX25S3A25020	25	20	37.5	24.5	3	●	1
IMX25S3A28023	28	23.4	41.5	24.5	3	●	2

Note 1) The fastening size of the holder and head should be the same. (Refer to K002)

SQUARE

RADIUS

ROUGHING

BALL

TAPER

CHAMFER

K

EXCHANGEABLE HEAD END MILLS

● : Inventory maintained in Japan.

Scan here for product NEWS ▶



ISO13399

▶ K003

K021

EXCHANGEABLE HEAD END MILLS

IMX-S3A

Square head, 3 flute, For aluminium alloy

CARBIDE

SQUARE

RADIUS

ROUGHING

BALL

TAPER

CHAMFER

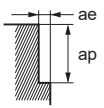
K

EXCHANGEABLE HEAD END MILLS

RECOMMENDED CUTTING CONDITIONS

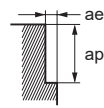
Shoulder milling (L/D=3) (mm)

Workpiece Material		Aluminium alloy				
A6061, A7075						
Dia. DC	Cutting Speed (m/min)	Revolution (min ⁻¹)	Feed per Tooth (mm/t)	Feed rate (mm/min)	Depth of cut ap	Width of Cut ae
10	500	16000	0.117	5600	8	3
12	500	13000	0.118	4600	9.6	3.6
16	500	9900	0.153	4500	12.8	4.8
20	500	8000	0.175	4200	16	6
25	500	6400	0.211	4100	20	7.5

Depth of Cut 

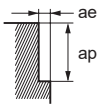
Shoulder milling (L/D=5) (mm)

Workpiece Material		Aluminium alloy				
A6061, A7075						
Dia. DC	Cutting Speed (m/min)	Revolution (min ⁻¹)	Feed per Tooth (mm/t)	Feed rate (mm/min)	Depth of cut ap	Width of Cut ae
10	300	9500	0.09	2600	8	1.2
12	300	8000	0.09	2200	9.6	1.44
16	300	6000	0.12	2200	12.8	1.92
20	300	4800	0.14	2000	16	2.4
25	300	3800	0.17	1900	20	3

Depth of Cut 

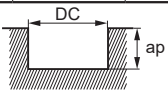
Shoulder milling (L/D=7) (mm)

Workpiece Material		Aluminium alloy				
A6061, A7075						
Dia. DC	Cutting Speed (m/min)	Revolution (min ⁻¹)	Feed per Tooth (mm/t)	Feed rate (mm/min)	Depth of cut ap	Width of Cut ae
10	200	6400	0.08	1500	8	0.6
12	200	5300	0.08	1300	9.6	0.72
16	200	4000	0.11	1300	12.8	0.96
20	200	3200	0.12	1200	16	1.2
25	200	2500	0.15	1100	20	1.5

Depth of Cut 

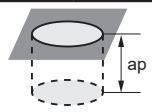
Slot milling (L/D=3) (mm)

Workpiece Material		Aluminium alloy			
A6061, A7075					
DC	Cutting Speed (m/min)	Revolution (min ⁻¹)	Feed per Tooth (mm/t)	Feed rate (mm/min)	Depth of cut ap
10	500	16000	0.068	3300	5
12	500	13000	0.072	2800	6
16	500	9900	0.093	2800	8
20	500	8000	0.108	2600	10
25	500	6400	0.127	2400	12.5

Depth of Cut 
DC: Dia. (Cutting diameter)

Plunging (L/D=3) (mm)

Workpiece Material		Aluminium alloy				
A6061, A7075						
DC	Cutting Speed (m/min)	Revolution (min ⁻¹)	Feed per Rev. (mm/rev)	Feed rate (mm/min)	Drilled Depth ap	Step ap2
10	300	9500	0.1	950	5	2.5
12	300	8000	0.1	800	6	2.5
16	300	6000	0.1	600	8	2.5
20	300	4800	0.1	480	10	2.5
25	300	3800	0.1	380	12.5	2.5

Depth of Cut 

Note 1) The use of water-soluble coolant is effective.

Note 2) If the machine or workpiece material is not rigid, or if chatter or abnormal noises occur, adjust the revolution, feed rate and depth of cut.

IMX-S3A

Square head, 3 flute, For aluminium alloy, Offset type

CARBIDE


RECOMMENDED CUTTING CONDITIONS

■ Side milling

(mm)

Workpiece Material		Aluminium alloy A6061, A7075					
L/D	Dia. DC	Cutting Speed (m/min)	Revolution (min ⁻¹)	Feed per Tooth (mm/t)	Feed rate (mm/min)	Depth of cut ap	Width of Cut ae
3	12	500	13000	0.117	4600	9.6	2.4
	14	500	11000	0.118	3900	11.2	2.8
	18	500	8800	0.153	4000	14.4	3.6
	22	500	7200	0.175	3800	17.6	4.4
	28	500	5700	0.211	3600	22.4	5.6
5	12	300	8000	0.09	2200	9.6	1.0
	14	300	6800	0.09	1800	11.2	1.1
	18	300	5300	0.12	1900	14.4	1.4
	22	300	4300	0.14	1800	17.6	1.8
	28	300	3400	0.17	1700	22.4	2.2

Depth of cut



Note 1) The use of water-soluble coolant is effective.

Note 2) If the machine or workpiece material is not rigid, or if chatter or abnormal noises occur, adjust the revolution, feed rate and depth of cut.

SQUARE

RADIUS

ROUGHING

BALL

TAPER

CHAMFER

K

EXCHANGEABLE HEAD END MILLS

K023

EXCHANGEABLE HEAD END MILLS

IMX-C4HV

Corner radius head, 4 flute, Irregular helix



CARBIDE

Carbon Steel, Alloy Steel, Cast Iron (<30HRC)	Tool Steel, Pre-Hardened Steel, Hardened Steel (<=45HRC)	Hardened Steel (<=55HRC)	Hardened Steel (>55HRC)	Austenitic Stainless Steel	Titanium Alloy, Heat Resistant Alloy	Copper Alloy	Aluminium Alloy
○	○			○	○	○	

SQUARE

RADIUS

ROUGHING

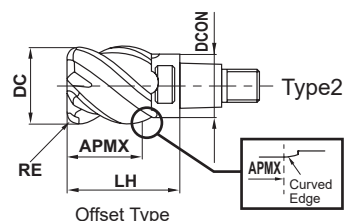
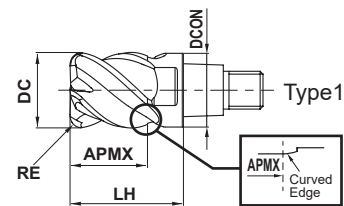
BALL

TAPER

CHAMFER

K

EXCHANGEABLE HEAD END MILLS



RE ≤ 6.35	±0.020			
	DC ≤ 12	DC > 12		
	0	0		
	-0.020	-0.030		

● Irregular helix controls vibration and achieves stable machining.

(mm)

Order Number	DC	RE	APMX	LH	DCON	No. of Flutes	Grade	
							EP7020	Type
IMX10C4HV100R03010	10	0.3	10	16	9.7	4	●	1
IMX10C4HV100R05010	10	0.5	10	16	9.7	4	●	1
IMX10C4HV100R10010	10	1	10	16	9.7	4	●	1
IMX10C4HV100R15010	10	1.5	10	16	9.7	4	●	1
IMX10C4HV100R20010	10	2	10	16	9.7	4	●	1
IMX10C4HV100R25010	10	2.5	10	16	9.7	4	●	1
IMX10C4HV100R30010	10	3	10	16	9.7	4	●	1
IMX10C4HV110R05011	11	0.5	11.5	18	9.7	4	●	2
IMX10C4HV110R10011	11	1	11.5	18	9.7	4	●	2
IMX10C4HV120R03012	12	0.3	12.5	19	9.7	4	●	2
IMX10C4HV120R05012	12	0.5	12.5	19	9.7	4	●	2
IMX10C4HV120R10012	12	1	12.5	19	9.7	4	●	2
IMX10C4HV120R20012	12	2	12.5	19	9.7	4	●	2
IMX12C4HV120R03012	12	0.3	12	19	11.7	4	●	1
IMX12C4HV120R05012	12	0.5	12	19	11.7	4	●	1
IMX12C4HV120R10012	12	1	12	19	11.7	4	●	1
IMX12C4HV120R15012	12	1.5	12	19	11.7	4	●	1
IMX12C4HV120R20012	12	2	12	19	11.7	4	●	1
IMX12C4HV120R25012	12	2.5	12	19	11.7	4	●	1
IMX12C4HV120R30012	12	3	12	19	11.7	4	●	1
IMX12C4HV120R40012	12	4	12	19	11.7	4	●	1
IMX12C4HV130R05013	13	0.5	13.5	21.5	11.7	4	●	2
IMX12C4HV130R10013	13	1	13.5	21.5	11.7	4	●	2
IMX12C4HV140R03014	14	0.3	14.5	22.5	11.7	4	●	2
IMX12C4HV140R05014	14	0.5	14.5	22.5	11.7	4	●	2
IMX12C4HV140R10014	14	1	14.5	22.5	11.7	4	●	2
IMX12C4HV140R20014	14	2	14.5	22.5	11.7	4	●	2
IMX16C4HV160R03016	16	0.3	16	24	15.5	4	●	1
IMX16C4HV160R05016	16	0.5	16	24	15.5	4	●	1
IMX16C4HV160R10016	16	1	16	24	15.5	4	●	1
IMX16C4HV160R15016	16	1.5	16	24	15.5	4	●	1
IMX16C4HV160R20016	16	2	16	24	15.5	4	●	1
IMX16C4HV160R25016	16	2.5	16	24	15.5	4	●	1
IMX16C4HV160R30016	16	3	16	24	15.5	4	●	1

● : Inventory maintained in Japan.

(mm)

Order Number	DC	RE	APMX	LH	DCON	No. of Flutes	Grade EP7020	Type
IMX16C4HV160R40016	16	4	16	24	15.5	4	●	1
IMX16C4HV160R50016	16	5	16	24	15.5	4	●	1
IMX16C4HV170R05017	17	0.5	17	26	15.5	4	●	2
IMX16C4HV170R10017	17	1	17	26	15.5	4	●	2
IMX16C4HV180R03018	18	0.3	18	27	15.5	4	●	2
IMX16C4HV180R05018	18	0.5	18.5	27	15.5	4	●	2
IMX16C4HV180R10018	18	1	18.5	27	15.5	4	●	2
IMX16C4HV180R20018	18	2	18.5	27	15.5	4	●	2
IMX16C4HV180R30018	18	3	18.5	27	15.5	4	●	2
IMX20C4HV200R03020	20	0.3	20	30	19.5	4	●	1
IMX20C4HV200R05020	20	0.5	20	30	19.5	4	●	1
IMX20C4HV200R10020	20	1	20	30	19.5	4	●	1
IMX20C4HV200R15020	20	1.5	20	30	19.5	4	●	1
IMX20C4HV200R20020	20	2	20	30	19.5	4	●	1
IMX20C4HV200R25020	20	2.5	20	30	19.5	4	●	1
IMX20C4HV200R30020	20	3	20	30	19.5	4	●	1
IMX20C4HV200R40020	20	4	20	30	19.5	4	●	1
IMX20C4HV200R50020	20	5	20	30	19.5	4	●	1
IMX20C4HV200R60020	20	6	20	30	19.5	4	●	1
IMX20C4HV200R63520	20	6.35	20	30	19.5	4	●	1
IMX20C4HV220R05023	22	0.5	23	33	19.5	4	●	2
IMX20C4HV220R10023	22	1	23	33	19.5	4	●	2
IMX20C4HV220R20023	22	2	23	33	19.5	4	●	2
IMX20C4HV220R30023	22	3	23	33	19.5	4	●	2
IMX25C4HV250R10025	25	1	25	37.5	24.5	4	●	1
IMX25C4HV250R20025	25	2	25	37.5	24.5	4	●	1
IMX25C4HV250R30025	25	3	25	37.5	24.5	4	●	1
IMX25C4HV250R40025	25	4	25	37.5	24.5	4	●	1
IMX25C4HV250R50025	25	5	25	37.5	24.5	4	●	1
IMX25C4HV250R60025	25	6	25	37.5	24.5	4	●	1
IMX25C4HV250R63525	25	6.35	25	37.5	24.5	4	●	1
IMX25C4HV280R10029	28	1	29	41.5	24.5	4	●	2
IMX25C4HV280R30029	28	3	29	41.5	24.5	4	●	2

SQUARE

RADIUS

ROUGHING

BALL

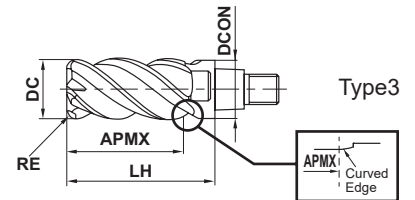
TAPER

CHAMFER

K

EXCHANGEABLE HEAD END MILLS

Note 1) The fastening size of the holder and head should be the same. (Refer to K002)



■ Long cutting edge type

(mm)

Order Number	DC	RE	APMX	LH	DCON	No. of Flutes	Grade EP7020	Type
IMX16C4HV160R10032	16	1	32	40	15.5	4	●	3
IMX16C4HV160R30032	16	3	32	40	15.5	4	●	3
IMX20C4HV200R10040	20	1	40	50	19.5	4	●	3
IMX20C4HV200R30040	20	3	40	50	19.5	4	●	3

Note 1) The fastening size of the holder and head should be the same. (Refer to K002)



EXCHANGEABLE HEAD END MILLS

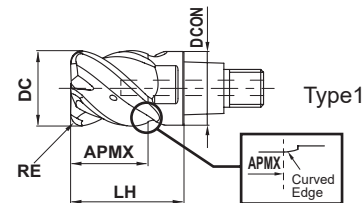
IMX-C4HV-S

Corner radius head, 4 flute, Irregular helix, with coolant hole



CARBIDE

Carbon Steel, Alloy Steel, Cast Iron (<30HRC)	Tool Steel, Pre-Hardened Steel, Hardened Steel (≤45HRC)	Hardened Steel (≤55HRC)	Hardened Steel (>55HRC)	Austenitic Stainless Steel	Titanium Alloy, Heat Resistant Alloy	Copper Alloy	Aluminium Alloy
○	○			○	○	○	



SQUARE

RADIUS

ROUGHING

BALL

TAPER

CHAMFER

K

EXCHANGEABLE HEAD END MILLS

RE ≤ 6.35				
±0.020				
DC ≤ 12	DC > 12			
0 - 0.020	0 - 0.030			

- Coolant holes for each cutting edge enable stable coolant supply.
- Irregular helix controls vibration and achieves stable machining.

Order Number	DC	RE	APMX	LH	DCON	No. of Flutes	Grade		Type
							EP7020	(mm)	
IMX10C4HV100R03010S	10	0.3	10	16	9.7	4	●	1	
IMX10C4HV100R05010S	10	0.5	10	16	9.7	4	●	1	
IMX10C4HV100R10010S	10	1	10	16	9.7	4	●	1	
IMX10C4HV100R15010S	10	1.5	10	16	9.7	4	●	1	
IMX10C4HV100R20010S	10	2	10	16	9.7	4	●	1	
IMX10C4HV100R30010S	10	3	10	16	9.7	4	●	1	
IMX12C4HV120R03012S	12	0.3	12	19	11.7	4	●	1	
IMX12C4HV120R05012S	12	0.5	12	19	11.7	4	●	1	
IMX12C4HV120R10012S	12	1	12	19	11.7	4	●	1	
IMX12C4HV120R15012S	12	1.5	12	19	11.7	4	●	1	
IMX12C4HV120R20012S	12	2	12	19	11.7	4	●	1	
IMX12C4HV120R30012S	12	3	12	19	11.7	4	●	1	
IMX12C4HV120R40012S	12	4	12	19	11.7	4	●	1	
IMX16C4HV160R05016S	16	0.5	16	24	15.5	4	●	1	
IMX16C4HV160R10016S	16	1	16	24	15.5	4	●	1	
IMX16C4HV160R15016S	16	1.5	16	24	15.5	4	●	1	
IMX16C4HV160R20016S	16	2	16	24	15.5	4	●	1	
IMX16C4HV160R30016S	16	3	16	24	15.5	4	●	1	
IMX16C4HV160R40016S	16	4	16	24	15.5	4	●	1	
IMX20C4HV200R05020S	20	0.5	20	30	19.5	4	●	1	
IMX20C4HV200R10020S	20	1	20	30	19.5	4	●	1	
IMX20C4HV200R15020S	20	1.5	20	30	19.5	4	●	1	
IMX20C4HV200R20020S	20	2	20	30	19.5	4	●	1	
IMX20C4HV200R30020S	20	3	20	30	19.5	4	●	1	
IMX20C4HV200R40020S	20	4	20	30	19.5	4	●	1	
IMX20C4HV200R60020S	20	6	20	30	19.5	4	●	1	
IMX20C4HV200R63520S	20	6.35	20	30	19.5	4	●	1	
IMX25C4HV250R10025S	25	1	25	37.5	24.5	4	●	1	
IMX25C4HV250R15025S	25	1.5	25	37.5	24.5	4	●	1	
IMX25C4HV250R20025S	25	2	25	37.5	24.5	4	●	1	
IMX25C4HV250R30025S	25	3	25	37.5	24.5	4	●	1	
IMX25C4HV250R40025S	25	4	25	37.5	24.5	4	●	1	
IMX25C4HV250R60025S	25	6	25	37.5	24.5	4	●	1	
IMX25C4HV250R63525S	25	6.35	25	37.5	24.5	4	●	1	

Note 1) The fastening size of the holder and head should be the same. (Refer to K002)

● : Inventory maintained in Japan.

Scan here for product NEWS ▶



IMX-C4HV/iMX-C4HV-S

Corner radius head, 4 flute, Irregular helix (With/Without coolant hole)

CARBIDE

RECOMMENDED CUTTING CONDITIONS

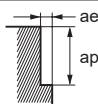
■ Shoulder milling (L/D=3)

Other than the L/D = 3, use following recommended cutting conditions by multiplying the K009 page correction factor by overhang length.

(mm)

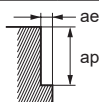
Dia. DC	Carbon steel, Alloy steel, Mild steel, Copper, Copper alloys AISI 1045, AISI 4140, ASTM A36, AISI 1010						Pre-hardened steel, Carbon steel, Alloy steel, Alloy tool steel AISI P21, AISI P20, AISI 4340, SKD, SKT						Austenitic stainless steel, Ferritic and Martensitic stainless steels, Titanium alloy AISI 304, AISI 316, AISI 304LN, AISI 316LN, AISI 410, AISI 430, AISI 431, AISI 420J2, Ti-6Al-4V					
	Cutting Speed (m/min)	Revolution (min ⁻¹)	Feed per Tooth (mm/t)	Feed rate (mm/min)	Depth of cut ap	Width of Cut ae	Cutting Speed (m/min)	Revolution (min ⁻¹)	Feed per Tooth (mm/t)	Feed rate (mm/min)	Depth of cut ap	Width of Cut ae	Cutting Speed (m/min)	Revolution (min ⁻¹)	Feed per Tooth (mm/t)	Feed rate (mm/min)	Depth of cut ap	Width of Cut ae
10	150	4800	0.09	1700	10	2	120	3800	0.06	910	10	2	100	3200	0.075	960	10	2
12	150	4000	0.09	1400	12	2.4	120	3200	0.065	830	12	2.4	100	2700	0.08	860	12	2.4
16	150	3000	0.1	1200	16	3.2	120	2400	0.075	720	16	3.2	100	2000	0.09	720	16	3.2
20	150	2400	0.1	960	20	4	120	1900	0.075	570	20	4	100	1600	0.09	580	20	4
25	150	1900	0.12	910	25	5	120	1500	0.075	450	25	5	100	1300	0.09	470	25	5

Depth of cut



Dia. DC	Precipitation-hardening stainless steel, Cobalt chromium alloy AISI 630, AISI 631						Heat resistant alloys Inconel718					
	Cutting Speed (m/min)	Revolution (min ⁻¹)	Feed per Tooth (mm/t)	Feed rate (mm/min)	Depth of cut ap	Width of Cut ae	Cutting Speed (m/min)	Revolution (min ⁻¹)	Feed per Tooth (mm/t)	Feed rate (mm/min)	Depth of cut ap	Width of Cut ae
10	75	2400	0.06	580	10	2	40	1300	0.04	210	10	1
12	75	2000	0.065	520	12	2.4	40	1100	0.045	200	12	1.2
16	75	1500	0.075	450	16	3.2	40	800	0.05	160	16	1.6
20	75	1200	0.075	360	20	4	40	640	0.05	130	20	2
25	75	950	0.075	290	25	5	40	510	0.05	100	25	2.5

Depth of cut



Note 1) For stainless steel, titanium alloy and heat resistant alloy, the use of water-soluble coolant is effective.

Note 2) If the depth of cut is shallow, the revolution and feed rate can be increased.

Note 3) Vibration may occur if there is poor rigidity of the machine or workpiece material. In that case, please adjust the revolution, feed rate and depth of cut.

SQUARE

RADIUS

ROUGHING

BALL

TAPER

CHAMFER

K

EXCHANGEABLE HEAD END MILLS

EXCHANGEABLE HEAD END MILLS

IMX-C4HV/iMX-C4HV-S

Corner radius head, 4 flute, Irregular helix (With/Without coolant hole)

CARBIDE

SQUARE

RADIUS

ROUGHING

BALL

TAPER

CHAMFER

K

EXCHANGEABLE HEAD END MILLS

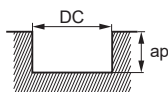
RECOMMENDED CUTTING CONDITIONS

Slot milling

(mm)

Dia. DC	Cutting Speed (m/min)	Revolution (min ⁻¹)	Feed per Tooth (mm/t)	Feed rate (mm/min)	Depth of cut ap	Carbon steel, Alloy steel, Mild steel, Copper, Copper alloys					Pre-hardened steel, Carbon steel, Alloy steel, Alloy tool steel					Austenitic stainless steel, Ferritic and Martensitic stainless steels, Titanium alloy				
						AISI 1045, AISI 4140, ASTM A36, AISI 1010					AISI P21, AISI P20, AISI 4340, SKD, SKT					AISI 304, AISI 316, AISI 304LN, AISI 316LN, AISI 410, AISI 430, AISI 431, AISI 420J2, Ti-6Al-4V				
10	100	3200	0.04	510	5	80	2500	0.03	300	5	75	2400	0.03	290	5					
12	100	2700	0.05	540	6	80	2100	0.04	340	6	75	2000	0.04	320	6					
16	100	2000	0.07	560	8	80	1600	0.05	320	8	75	1500	0.06	360	8					
20	100	1600	0.07	450	10	80	1300	0.05	260	10	75	1200	0.06	290	10					
25	100	1300	0.08	420	12	80	1000	0.05	200	12	75	950	0.06	230	12					

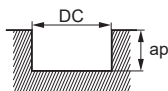
Depth of cut



DC:Dia. (Cutting diameter)

Dia. DC	Cutting Speed (m/min)	Revolution (min ⁻¹)	Feed per Tooth (mm/t)	Feed rate (mm/min)	Depth of cut ap	Precipitation-hardening stainless steel, Cobalt chromium alloy					Heat resistant alloys				
						AISI 630, AISI 631					Inconel718				
10	60	1900	0.025	190	5	30	950	0.02	76	2					
12	60	1600	0.035	220	6	30	800	0.03	96	2.4					
16	60	1200	0.05	240	8	30	600	0.05	120	3.2					
20	60	950	0.05	190	10	30	480	0.05	96	4					
25	60	760	0.05	150	12	30	380	0.05	76	5					

Depth of cut



DC:Dia. (Cutting diameter)

Note 1) For stainless steel, titanium alloy and heat resistant alloy, the use of water-soluble coolant is effective.

Note 2) If the depth of cut is shallow, the revolution and feed rate can be increased.

Note 3) Vibration may occur if there is poor rigidity of the machine or workpiece material. In that case, please adjust the revolution, feed rate and depth of cut.

IMX-C4HV

Corner radius head, 4 flute, Irregular helix, Long cutting edge type

CARBIDE

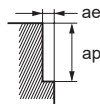
RECOMMENDED CUTTING CONDITIONS

Shoulder milling

(mm)

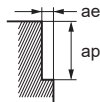
Workpiece Material		Carbon steel, Alloy steel, Mild steel, Copper, Copper alloys AISI 1045, AISI 4140, ASTM A36, AISI 1010						Pre-hardened steel, Carbon steel, Alloy steel, Alloy tool steel AISI P21, AISI P20, AISI 4340, SKD, SKT						Austenitic stainless steel, Ferritic and Martensitic stainless steels, Titanium alloy AISI 304, AISI 316, AISI 304LN, AISI 316LN, AISI 410, AISI 430, AISI 431, AISI 420J2, Ti-6Al-4V					
L/D	Dia. DC	Cutting Speed (m/min)	Revolution (min ⁻¹)	Feed per Tooth (mm/t)	Feed rate (mm/min)	Depth of cut ap	Width of Cut ae	Cutting Speed (m/min)	Revolution (min ⁻¹)	Feed per Tooth (mm/t)	Feed rate (mm/min)	Depth of cut ap	Width of Cut ae	Cutting Speed (m/min)	Revolution (min ⁻¹)	Feed per Tooth (mm/t)	Feed rate (mm/min)	Depth of cut ap	Width of Cut ae
4	16	100	2000	0.09	720	32	0.8	80	1600	0.07	450	32	0.8	60	1200	0.08	380	32	0.8
	20	100	1600	0.09	580	40	1	80	1300	0.07	360	40	1	60	950	0.08	300	40	1
6	16	60	1200	0.07	340	32	0.8	50	990	0.05	200	32	0.8	40	800	0.06	190	32	0.8
	20	60	950	0.07	270	40	1	50	800	0.05	160	40	1	40	640	0.06	150	40	1

Depth of cut



Workpiece Material		Precipitation-hardening stainless steel, Cobalt chromium alloy AISI 630, AISI 631						Heat resistant alloys Inconel718					
L/D	Dia. DC	Cutting Speed (m/min)	Revolution (min ⁻¹)	Feed per Tooth (mm/t)	Feed rate (mm/min)	Depth of cut ap	Width of Cut ae	Cutting Speed (m/min)	Revolution (min ⁻¹)	Feed per Tooth (mm/t)	Feed rate (mm/min)	Depth of cut ap	Width of Cut ae
4	16	50	990	0.07	280	32	0.8	30	600	0.05	120	32	0.4
	20	50	800	0.07	220	40	1	30	480	0.05	96	40	0.5
6	16	30	600	0.05	120	32	0.8	20	400	0.04	64	32	0.4
	20	30	480	0.05	96	40	1	20	320	0.04	51	40	0.5

Depth of cut



Note 1) For stainless steel, titanium alloy and heat resistant alloy, the use of water-soluble coolant is effective.

Note 2) If the depth of cut is shallow, the revolution and feed rate can be increased.

Note 3) Vibration may occur if there is poor rigidity of the machine or workpiece material. In that case, please adjust the revolution, feed rate and depth of cut.

Note 4) The length of the long cutting type is 2 times that of the standard head. L/D demonstrates +1 when installed to a holder of the same size.

SQUARE

RADIUS

ROUGHING

BALL

TAPER

CHAMFER

K

EXCHANGEABLE HEAD END MILLS

EXCHANGEABLE HEAD END MILLS

IMX-C4HV

Corner radius head, 4 flute, Irregular helix, Offset type

CARBIDE

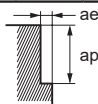
RECOMMENDED CUTTING CONDITIONS

Shoulder milling

(mm)

Workpiece Material		Carbon steel, Alloy steel, Mild steel, Copper, Copper alloys AISI 1045, AISI 4140, ASTM A36, AISI 1010											Pre-hardened steel, Carbon steel, Alloy steel, Alloy tool steel AISI P21, AISI P20, AISI 4340, SKD, SKT				Austenitic stainless steel, Ferritic and Martensitic stainless steels, Titanium alloy AISI 304, AISI 316, AISI 304LN, AISI 316LN, AISI 410, AISI 430, AISI 431, AISI 420J2, Ti-6Al-4V			
L/D	Dia. DC	Cutting Speed (m/min)	Revolution (min ⁻¹)	Feed per Tooth (mm/t)	Feed rate (mm/min)	Depth of cut ap	Width of Cut ae	Cutting Speed (m/min)	Revolution (min ⁻¹)	Feed per Tooth (mm/t)	Feed rate (mm/min)	Depth of cut ap	Width of Cut ae	Cutting Speed (m/min)	Revolution (min ⁻¹)	Feed per Tooth (mm/t)	Feed rate (mm/min)	Depth of cut ap	Width of Cut ae	
3	11	150	4300	0.09	1500	11	1.1	120	3500	0.06	840	11	1.1	100	2900	0.075	870	11	1.1	
	12	150	4000	0.09	1400	12	1.2	120	3200	0.06	770	12	1.2	100	2700	0.075	810	12	1.2	
	13	150	3700	0.09	1300	13	1.3	120	2900	0.065	750	13	1.3	100	2400	0.08	770	13	1.3	
	14	150	3400	0.09	1200	14	1.4	120	2700	0.065	700	14	1.4	100	2300	0.08	740	14	1.4	
	17	150	2800	0.1	1100	17	1.7	120	2200	0.075	660	17	1.7	100	1900	0.08	610	17	1.7	
	18	150	2700	0.1	1100	18	1.8	120	2100	0.075	630	18	1.8	100	1800	0.09	650	18	1.8	
	22	150	2200	0.1	880	22	2.2	120	1700	0.075	510	22	2.2	100	1400	0.09	500	22	2.2	
	28	150	1700	0.12	820	28	2.8	120	1400	0.075	420	28	2.8	100	1100	0.09	400	28	2.8	
	30	150	1600	0.12	770	30	3	120	1300	0.075	390	30	3	100	1100	0.09	400	30	3	
	32	150	1500	0.12	720	32	3.2	120	1200	0.075	360	32	3.2	100	990	0.09	360	32	3.2	
5	11	90	2600	0.07	730	11	0.4	70	2000	0.05	400	11	0.4	60	1700	0.06	410	11	0.4	
	12	90	2400	0.07	670	12	0.5	70	1900	0.05	380	12	0.5	60	1600	0.06	380	12	0.5	
	13	90	2200	0.07	620	13	0.5	70	1700	0.05	340	13	0.5	60	1500	0.06	360	13	0.5	
	14	90	2000	0.07	560	14	0.6	70	1600	0.05	320	14	0.6	60	1400	0.06	340	14	0.6	
	17	90	1700	0.08	540	17	0.7	70	1300	0.06	310	17	0.7	60	1100	0.07	310	17	0.7	
	18	90	1600	0.08	510	18	0.7	70	1200	0.06	290	18	0.7	60	1100	0.07	310	18	0.7	
	22	90	1300	0.08	420	22	0.9	70	1000	0.06	240	22	0.9	60	870	0.07	240	22	0.9	
	28	90	1000	0.1	400	28	1.1	70	800	0.06	190	28	1.1	60	680	0.07	190	28	1.1	
	30	90	950	0.1	380	30	1.2	70	740	0.06	180	30	1.2	60	640	0.07	180	30	1.2	
	32	90	900	0.1	360	32	1.3	70	700	0.06	170	32	1.3	60	600	0.07	170	32	1.3	
7	11	60	1700	0.06	410	11	0.2	50	1400	0.04	220	11	0.2	32	930	0.05	190	11	0.2	
	12	60	1600	0.06	380	12	0.2	50	1300	0.04	210	12	0.2	32	850	0.05	170	12	0.2	
	13	60	1500	0.06	360	13	0.3	50	1200	0.05	240	13	0.3	32	780	0.06	190	13	0.3	
	14	60	1400	0.06	340	14	0.3	50	1100	0.05	220	14	0.3	32	730	0.06	180	14	0.3	
	17	60	1100	0.07	310	17	0.3	50	940	0.05	190	17	0.3	32	600	0.06	140	17	0.3	
	18	60	1100	0.07	310	18	0.4	50	880	0.05	180	18	0.4	32	570	0.06	140	18	0.4	
	22	60	870	0.07	240	22	0.4	50	720	0.05	140	22	0.4	32	460	0.06	110	22	0.4	
	28	60	680	0.08	220	28	0.6	50	570	0.05	110	28	0.6	32	360	0.06	86	28	0.6	
	30	60	640	0.08	200	30	0.6	50	530	0.05	110	30	0.6	32	340	0.06	82	30	0.6	
	32	60	600	0.08	190	32	0.6	50	500	0.05	100	32	0.6	32	320	0.06	77	32	0.6	

Depth of cut



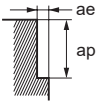
Note 1) For stainless steels, titanium alloys and heat resistant alloys, the use of water-soluble coolant is effective.

Note 2) If the depth of cut is smaller, the revolution and the feed rate can be increased.

Note 3) Vibration may occur if there is poor rigidity of the machine or workpiece material. In that case, please adjust the revolution, feed rate and depth of cut.

Shoulder milling

(mm)

Workpiece Material		Precipitation-hardening stainless steel, Cobalt chromium alloy						Heat resistant alloys					
Material		AISI 630, AISI 631						Inconel718					
L/D	Dia. DC	Cutting Speed (m/min)	Revolution (min ⁻¹)	Feed per Tooth (mm/t)	Feed rate (mm/min)	Depth of cut ap	Width of Cut ae	Cutting Speed (m/min)	Revolution (min ⁻¹)	Feed per Tooth (mm/t)	Feed rate (mm/min)	Depth of cut ap	Width of Cut ae
3	11	75	2200	0.06	530	11	1.1	30	870	0.04	140	11	0.8
	12	75	2000	0.06	480	12	1.2	30	800	0.04	130	12	0.9
	13	75	1800	0.065	470	13	1.3	30	730	0.045	130	13	1
	14	75	1700	0.065	440	14	1.4	30	680	0.045	120	14	1.1
	17	75	1400	0.065	360	17	1.7	40	750	0.045	140	17	1.3
	18	75	1300	0.075	390	18	1.8	40	710	0.05	140	18	1.4
	22	75	1100	0.075	330	22	2.2	40	580	0.05	120	22	1.7
	28	75	850	0.075	260	28	2.8	40	450	0.05	90	28	2.1
	30	75	800	0.075	240	30	3	40	420	0.05	84	30	2.3
	32	75	750	0.075	230	32	3.2	40	400	0.05	80	32	2.4
5	11	50	1400	0.05	280	11	0.4	10	290	0.03	35	11	0.3
	12	50	1300	0.05	260	12	0.5	10	270	0.03	32	12	0.4
	13	50	1200	0.05	240	13	0.5	10	240	0.04	38	13	0.4
	14	50	1100	0.05	220	14	0.6	10	230	0.04	37	14	0.4
	17	50	940	0.06	230	17	0.7	19	360	0.04	58	17	0.5
	18	50	880	0.06	210	18	0.7	19	340	0.04	54	18	0.6
	22	50	720	0.06	170	22	0.9	19	270	0.04	43	22	0.7
	28	50	570	0.06	140	28	1.1	19	220	0.04	35	28	0.8
	30	50	530	0.06	130	30	1.2	19	200	0.04	32	30	0.9
	32	50	500	0.06	120	32	1.3	19	190	0.04	30	32	1
7	11	24	690	0.04	110	11	0.2	-	-	-	-	-	-
	12	24	640	0.04	100	12	0.2	-	-	-	-	-	-
	13	24	590	0.05	120	13	0.3	-	-	-	-	-	-
	14	24	550	0.05	110	14	0.3	-	-	-	-	-	-
	17	24	450	0.05	90	17	0.3	-	-	-	-	-	-
	18	24	420	0.05	84	18	0.4	-	-	-	-	-	-
	22	24	350	0.05	70	22	0.4	-	-	-	-	-	-
	28	24	270	0.05	54	28	0.6	-	-	-	-	-	-
	30	24	250	0.05	50	30	0.6	-	-	-	-	-	-
	32	24	240	0.05	48	32	0.6	-	-	-	-	-	-
Depth of cut													

Note 1) For stainless steels, titanium alloys and heat resistant alloys, the use of water-soluble coolant is effective.


Note 2) If the depth of cut is smaller, the revolution and the feed rate can be increased.

Note 3) Vibration may occur if there is poor rigidity of the machine or workpiece material. In that case, please adjust the revolution, feed rate and depth of cut.

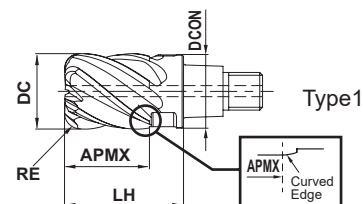
EXCHANGEABLE HEAD END MILLS

IMX-C6HV-C NEW

Corner radius head, 6 flute, Irregular helix, with coolant hole



Carbon Steel, Alloy Steel, Cast Iron (<30HRC)	Tool Steel, Pre-Hardened Steel, Hardened Steel (≤45HRC)	Hardened Steel (≤55HRC)	Hardened Steel (>55HRC)	Austenitic Stainless Steel	Titanium Alloy, Heat Resistant Alloy	Copper Alloy	Aluminium Alloy
◎	○			◎	◎		



SQUARE

RADIUS

ROUGHING

BALL

TAPER

CHAMFER

	RE ≤ 3				
	±0.020				
	DC = 10	12 ≤ DC < 16	20 ≤ DC ≤ 25		
	⁰ / _{-0.030}	⁰ / _{-0.040}	⁰ / _{-0.050}		

- Irregular helix controls vibration and achieves stable machining.
- Centre through coolant hole provides excellent chip evacuation.

(mm)

Order Number	DC	RE	APMX	LH	DCON	No. of Flutes	Grade	Type
							EP7020	
IMX10C6HV100R05010C	10	0.5	10	16	9.7	6	●	1
IMX10C6HV100R10010C	10	1	10	16	9.7	6	●	1
IMX12C6HV120R05012C	12	0.5	12	19	11.7	6	●	1
IMX12C6HV120R10012C	12	1	12	19	11.7	6	●	1
IMX16C6HV160R10016C	16	1	16	24	15.5	6	●	1
IMX16C6HV160R30016C	16	3	16	24	15.5	6	●	1
IMX20C6HV200R10020C	20	1	20	30	19.5	6	●	1
IMX20C6HV200R30020C	20	3	20	30	19.5	6	●	1
IMX25C6HV250R10025C	25	1	25	37.5	24.5	6	●	1
IMX25C6HV250R30025C	25	3	25	37.5	24.5	6	●	1

Note 1) The fastening size of the holder and head should be the same. (Refer to K002)

K

EXCHANGEABLE HEAD END MILLS

● : Inventory maintained in Japan.

Scan here for product NEWS ▶



RECOMMENDED CUTTING CONDITIONS

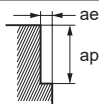
Shoulder milling (L/D=3)

Other than the L/D = 3, use following recommended cutting conditions by multiplying the K009 page correction factor by overhang length.

(mm)

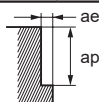
Dia. DC	Pre-hardened steel, Carbon steel, Alloy steel, Alloy tool steel AISI P21, AISI P20, AISI 4340, SKD, SKT						Austenitic stainless steel, Ferritic and Martensitic stainless steels AISI 304, AISI 316, AISI 304LN, AISI 316LN, AISI 410, AISI 430, AISI 431, AISI 420J2						Precipitation-hardening stainless steel, Cobalt chromium alloy, Titanium alloy AISI 630, AISI 631, Ti-6Al-4V					
	Cutting Speed (m/min)	Revolution (min ⁻¹)	Feed per Tooth (mm/t)	Feed rate (mm/min)	Depth of cut ap	Width of Cut ae	Cutting Speed (m/min)	Revolution (min ⁻¹)	Feed per Tooth (mm/t)	Feed rate (mm/min)	Depth of cut ap	Width of Cut ae	Cutting Speed (m/min)	Revolution (min ⁻¹)	Feed per Tooth (mm/t)	Feed rate (mm/min)	Depth of cut ap	Width of Cut ae
10	200	6400	0.07	2700	10	1.0	150	4800	0.07	2000	10	1.0	100	3200	0.07	1300	10	1.0
12	200	5300	0.085	2700	12	1.2	150	4000	0.085	2000	12	1.2	100	2700	0.085	1400	12	1.2
16	200	4000	0.088	2100	16	1.6	150	3000	0.088	1600	16	1.6	100	2000	0.088	1100	16	1.6
20	200	3200	0.1	1900	20	2.0	150	2400	0.1	1400	20	2.0	100	1600	0.1	1000	20	2.0
25	200	2500	0.1	1500	25	2.5	150	1900	0.1	1100	25	2.5	100	1300	0.1	800	25	2.5

Depth of cut



Workpiece Material		Heat resistant alloys Inconel718					
Dia. DC	Cutting Speed (m/min)	Revolution (min ⁻¹)	Feed per Tooth (mm/t)	Feed rate (mm/min)	Depth of cut ap	Width of Cut ae	
10	40	1300	0.033	260	10	0.5	
12	40	1100	0.035	230	12	0.6	
16	40	800	0.038	180	16	0.8	
20	40	640	0.04	150	20	1.0	
25	40	510	0.04	120	25	1.3	

Depth of cut



Note 1) For stainless steels, titanium alloys and heat resistant alloys, the use of water-soluble coolant is effective.

Note 2) If the depth of cut is smaller, the revolution and the feed rate can be increased.

Note 3) Vibration may occur if there is poor rigidity of the machine or workpiece material. In that case, please adjust the revolution, feed rate and depth of cut.

EXCHANGEABLE HEAD END MILLS

IMX-C6HV/C10HV/C12HV

Corner radius head, Multi-flute, Irregular helix



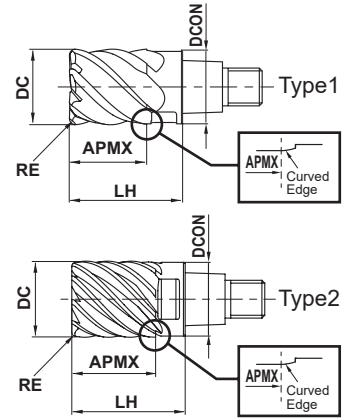
DC ≤ 12

DC > 12

DC ≤ 12

DC > 12

Carbon Steel, Alloy Steel, Cast Iron (<30HRC)	Tool Steel, Pre-Hardened Steel, Hardened Steel (≤45HRC)	Hardened Steel (≤55HRC)	Hardened Steel (>55HRC)	Austenitic Stainless Steel	Titanium Alloy, Heat Resistant Alloy	Copper Alloy	Aluminium Alloy
○	○			○	○		



	RE ≤ 1				
	±0.020				
	DC ≤ 12	DC > 12			
	0 - 0.020	0 - 0.030			

- High machining efficiency due to the multi-flute design.
- Irregular helix controls vibration and achieves stable machining.

Order Number	DC	RE	APMX	LH	DCON	No. of Flutes	Grade		Type
							EP7020		
IMX10C6HV100R05010	10	0.5	10	16	9.7	6	●		1
IMX10C6HV100R10010	10	1	10	16	9.7	6	●		1
IMX12C6HV120R10012	12	1	12	19	11.7	6	●		1
IMX16C10HV160R10016	16	1	16	24	15.5	10	●		2
IMX20C12HV200R10020	20	1	20	30	19.5	12	●		2
IMX25C12HV250R10025	25	1	25	37.5	24.5	12	●		2

Note 1) The fastening size of the holder and head should be the same. (Refer to K002)

SQUARE

RADIUS

ROUGHING

BALL

TAPER

CHAMFER

K

EXCHANGEABLE HEAD END MILLS

● : Inventory maintained in Japan.

Scan here for product NEWS ▶



RECOMMENDED CUTTING CONDITIONS

■ Shoulder milling (L/D=3)

Other than the L/D = 3, use following recommended cutting conditions by multiplying the K009 page correction factor by overhang length.

(mm)

Dia. DC	Pre-hardened steel, Carbon steel, Alloy steel, Alloy tool steel AISI P21, AISI P20, AISI 4340, SKD, SKT						Austenitic stainless steel, Ferritic and Martensitic stainless steels AISI 304, AISI 316, AISI 304LN, AISI 316LN, AISI 410, AISI 430, AISI 431, AISI 420J2						Precipitation-hardening stainless steel, Cobalt chromium alloy, Titanium alloy AISI 630, AISI 631, Ti-6Al-4V					
	Cutting Speed (m/min)	Revolution (min ⁻¹)	Feed per Tooth (mm/t)	Feed rate (mm/min)	Depth of cut ap	Width of Cut ae	Cutting Speed (m/min)	Revolution (min ⁻¹)	Feed per Tooth (mm/t)	Feed rate (mm/min)	Depth of cut ap	Width of Cut ae	Cutting Speed (m/min)	Revolution (min ⁻¹)	Feed per Tooth (mm/t)	Feed rate (mm/min)	Depth of cut ap	Width of Cut ae
10	200	6400	0.07	2700	10	1	150	4800	0.07	2000	10	1	100	3200	0.07	1300	10	1
12	200	5300	0.085	2700	12	1.2	150	4000	0.085	2000	12	1.2	100	2700	0.085	1400	12	1.2
16	200	4000	0.088	3500	16	0.6	150	3000	0.088	2600	16	0.64	100	2000	0.088	1800	16	0.6
20	200	3200	0.1	3800	20	0.8	150	2400	0.1	2900	20	0.8	100	1600	0.1	1900	20	0.8
25	200	2500	0.1	3000	25	1	150	1900	0.1	2300	25	1	100	1300	0.1	1600	25	1

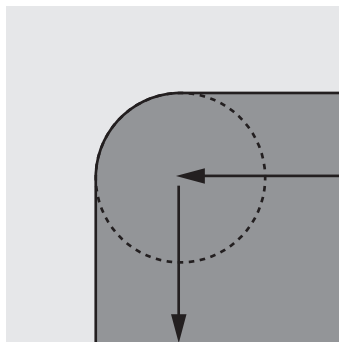
Workpiece Material		Heat resistant alloys Inconel718					
Dia. DC	Cutting Speed (m/min)	Revolution (min ⁻¹)	Feed per Tooth (mm/t)	Feed rate (mm/min)	Depth of cut ap	Width of Cut ae	
10	40	1300	0.033	260	10	0.5	
12	40	1100	0.035	230	12	0.6	
16	40	800	0.038	300	16	0.6	
20	40	640	0.04	310	20	0.8	
25	40	510	0.04	240	25	1	

Note 1) For stainless steel, titanium alloy and heat resistant alloy, the use of water-soluble coolant is effective.

Note 2) If the depth of cut is shallow, the revolution and feed rate can be increased.

Note 3) Vibration may occur if there is poor rigidity of the machine or workpiece material. In that case, please adjust the revolution, feed rate and depth of cut.

Note 4) If the machining radius at the corner is the same as the tool radius when using the head with more than 10 flutes, please set the depth of cut and feed rate to half of the above.



SQUARE

RADIUS

ROUGHING

BALL

TAPER

CHAMFER

K

EXCHANGEABLE HEAD END MILLS

EXCHANGEABLE HEAD END MILLS

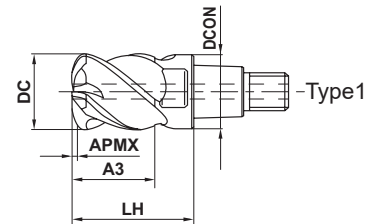
IMX-C4FD-C

With coolant hole Multi-task corner radius end mill for high feed cutting



CARBIDE

Carbon Steel, Alloy Steel, Cast Iron (<30HRC)	Tool Steel, Pre-Hardened Steel, Hardened Steel (≤45HRC)	Hardened Steel (≤55HRC)	Hardened Steel (>55HRC)	Austenitic Stainless Steel	Titanium Alloy, Heat Resistant Alloy	Copper Alloy	Aluminium Alloy
○	○	○		○	○	○	



DC ≤ 12	DC > 12			
0 - 0.020	0 - 0.030			

- Multi-task corner radius type and 4 flutes offer high feed and high efficiency.
- Coolant hole with the end cutting edge as the centre provides a stable supply of coolant.

(mm)

Order Number	DC	RE1 ^{*1}	APMX	A3	LH	DCON	No. of Flutes	*2 RMPX	Grade	Type
									EP7020	
IMX10C4FD10010C	10	1.99	0.7	10.5	16	9.7	4	2.1°	●	1
IMX12C4FD12012C	12	2.1	0.8	12.5	19	11.7	4	2.8°	●	1
IMX16C4FD16016C	16	2.75	1	16.5	24	15.5	4	3°	●	1
IMX20C4FD20021C	20	3.07	1.3	21	30	19.5	4	3.3°	●	1
IMX25C4FD25026C	25	4.21	1.6	26	37.5	24.5	4	4.5°	●	1

Note 1) The fastening size of the holder and head should be the same. (Refer to K002)

Note 2) Multi-task corner radius is not suitable for corner radius milling that transfers an R-shape because cutting at R is incomplete.

*1 RE1 : Approx. R

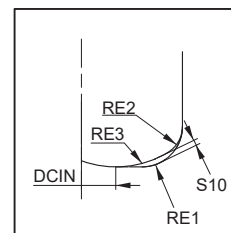
*2 RMPX : Max. Ramping Angle

EXCHANGEABLE HEAD END MILLS

K

(mm)

Order Number	RE1 ^{*1}	Multi-task Radius Part			
		S10	DCIN	RE2	RE3
IMX10C4FD10010C	1.99	0.27	3.4	1.5	5
IMX12C4FD12012C	2.1	0.33	4.5	1.5	6
IMX16C4FD16016C	2.75	0.42	6.2	2	8
IMX20C4FD20021C	3.07	0.59	8	2	10
IMX25C4FD25026C	4.21	0.67	10	3	12



Please programme CAM as an R2 cutter radius, when using the **IMX**

The approximate uncut portions for the programme are as follows.

● : Inventory maintained in Japan.

Scan here for product NEWS ▶

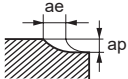


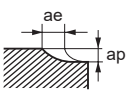
RECOMMENDED CUTTING CONDITIONS

■ Shoulder milling (L/D=3)

Other than the L/D = 3, use following recommended cutting conditions by multiplying the K009 page correction factor by overhang length.

(mm)

Workpiece Material	Carbon steel, Alloy steel, Mild steel, Copper, Copper alloys AISI 1045, AISI 4140, ASTM A36, AISI 1010						Pre-hardened steel, Carbon steel, Alloy steel, Alloy tool steel AISI P21, AISI P20, AISI 4340, SKD, SKT						Hardened steel, Precipitation-hardening stainless steel, Ferritic and Martensitic stainless steels, AISI H13, AISI L6, AISI 431, AISI 420J2, AISI 630, AISI 631					
	Dia. DC	Cutting Speed (m/min)	Revolution (min ⁻¹)	Feed per Tooth (mm/t)	Feed rate (mm/min)	Depth of cut ap	Width of Cut ae	Cutting Speed (m/min)	Revolution (min ⁻¹)	Feed per Tooth (mm/t)	Feed rate (mm/min)	Depth of cut ap	Width of Cut ae	Cutting Speed (m/min)	Revolution (min ⁻¹)	Feed per Tooth (mm/t)	Feed rate (mm/min)	Depth of cut ap
10	150	4800	0.4	7700	0.5	6	135	4300	0.4	6900	0.5	6	120	3800	0.3	4600	0.5	6
12	150	4000	0.45	7200	0.6	7.2	135	3600	0.45	6500	0.6	7.2	120	3200	0.3	3800	0.6	7.2
16	150	3000	0.5	6000	0.8	9.6	135	2700	0.5	5400	0.8	9.6	120	2400	0.4	3800	0.8	9.6
20	150	2400	0.5	4800	1	12	135	2100	0.5	4200	1	12	120	1900	0.4	3000	1	12
25	150	1900	0.5	3800	1.25	15	135	1700	0.5	3400	1.25	15	120	1500	0.4	2400	1.25	15
Depth of cut																		

Workpiece Material	Austenitic stainless steel, Titanium alloy, Cobalt chromium alloy AISI 304, AISI 316, AISI 304LN, AISI 316LN, Ti-6Al-4V						Heat resistant alloys Inconel718					
	Dia. DC	Cutting Speed (m/min)	Revolution (min ⁻¹)	Feed per Tooth (mm/t)	Feed rate (mm/min)	Depth of cut ap	Width of Cut ae	Cutting Speed (m/min)	Revolution (min ⁻¹)	Feed per Tooth (mm/t)	Feed rate (mm/min)	Depth of cut ap
10	40	1300	0.2	1000	0.5	6	25	800	0.1	320	0.5	6
12	40	1100	0.2	880	0.6	7.2	25	660	0.1	260	0.6	7.2
16	40	800	0.3	960	0.8	9.6	25	500	0.15	300	0.8	9.6
20	40	640	0.3	770	1	12	25	400	0.15	240	1	12
25	40	510	0.3	610	1.25	15	25	320	0.15	190	1.25	15
Depth of cut												

Note 1) For stainless steel, titanium alloy and heat resistant alloy, the use of water-soluble coolant is effective.

Note 2) If the depth of cut is shallow, the revolution and feed rate can be increased.

Note 3) If the machine or workpiece material is not rigid, or if chatter or abnormal noises occur, adjust the revolution, feed rate and depth of cut.

Note 4) Reduce the feed by 50% for ramping.

SQUARE

RADIUS

ROUGHING

BALL

TAPER

CHAMFER

K

EXCHANGEABLE HEAD END MILLS

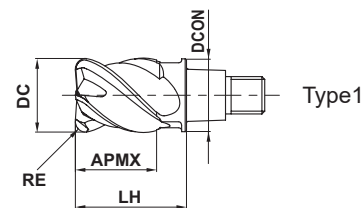
EXCHANGEABLE HEAD END MILLS

IMX-C4FV

Corner radius head for high efficiency machining, 4 flute, Irregular helix



Carbon Steel, Alloy Steel, Cast Iron (<30HRC)	Tool Steel, Pre-Hardened Steel, Hardened Steel (≤45HRC)	Hardened Steel (≤55HRC)	Hardened Steel (>55HRC)	Austenitic Stainless Steel	Titanium Alloy, Heat Resistant Alloy	Copper Alloy	Aluminium Alloy
○	○	○					



SQUARE

RADIUS

ROUGHING

BALL

TAPER

CHAMFER

	RE ≤ 3	RE = 4			
	±0.010	±0.020			
	DC ≤ 12	DC > 12			
	0 - 0.020	0 - 0.030			

- Corner radius end mill for high efficiency machining
- Irregular helix controls vibration and achieves stable machining.

(mm)

Order Number	DC	RE	APMX	LH	DCON	No. of Flutes	Grade	Type
							EP6120	
IMX10C4FV100R20010	10	2	10.5	16	9.7	4	●	1
IMX12C4FV120R20012	12	2	12.5	19	11.7	4	●	1
IMX16C4FV160R30016	16	3	16.5	24	15.5	4	●	1
IMX20C4FV200R30021	20	3	21	30	19.5	4	●	1
IMX25C4FV250R40026	25	4	26	37.5	24.5	4	●	1

Note 1) The fastening size of the holder and head should be the same. (Refer to K002)

K

EXCHANGEABLE HEAD END MILLS

● : Inventory maintained in Japan.

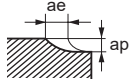
Scan here for product NEWS ▶



RECOMMENDED CUTTING CONDITIONS

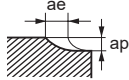
High depth of cut conditions

(mm)

Workpiece Material		Carbon steel, Alloy steel, Gray cast iron						Pre-hardened steel, Alloy tool steel						Hardened steel (45–55HRC)					
Workpiece Material		AISI 1045, AISI 4140, AISI No 45 B						AISI P21, AISI P20, SKD, SKT						AISI H13, AISI L6					
Dia. DC	Corner R RE	Cutting Speed (m/min)	Revolution (min ⁻¹)	Feed per Tooth (mm/t)	Feed rate (mm/min)	Depth of cut ap	Width of Cut ae	Cutting Speed (m/min)	Revolution (min ⁻¹)	Feed per Tooth (mm/t)	Feed rate (mm/min)	Depth of cut ap	Width of Cut ae	Cutting Speed (m/min)	Revolution (min ⁻¹)	Feed per Tooth (mm/t)	Feed rate (mm/min)	Depth of cut ap	Width of Cut ae
10	2	90	2900	0.25	2900	1.2	4.5	75	2400	0.23	2200	1	4.5	60	1900	0.22	1700	0.7	4.5
12	2	90	2400	0.25	2400	1.8	6	75	2000	0.23	1800	1.4	6	60	1600	0.22	1400	0.9	6
16	3	90	1800	0.25	1800	1.8	7.5	75	1500	0.23	1400	1.4	7.5	60	1200	0.22	1100	0.9	7.5
20	3	90	1400	0.25	1400	1.8	9	75	1200	0.23	1100	1.4	9	60	950	0.22	840	0.9	9
25	4	90	1100	0.25	1100	2.4	11.5	75	950	0.23	870	1.8	11.5	60	760	0.22	670	1.2	11.5
Depth of cut																			

High-speed milling

(mm)

Workpiece Material		Carbon steel, Alloy steel, Gray cast iron						Pre-hardened steel, Alloy tool steel						Hardened steel (45–55HRC)					
Workpiece Material		AISI 1045, AISI 4140, AISI No 45 B						AISI P21, AISI P20, SKD, SKT						AISI H13, AISI L6					
Dia. DC	Corner R RE	Cutting Speed (m/min)	Revolution (min ⁻¹)	Feed per Tooth (mm/t)	Feed rate (mm/min)	Depth of cut ap	Width of Cut ae	Cutting Speed (m/min)	Revolution (min ⁻¹)	Feed per Tooth (mm/t)	Feed rate (mm/min)	Depth of cut ap	Width of Cut ae	Cutting Speed (m/min)	Revolution (min ⁻¹)	Feed per Tooth (mm/t)	Feed rate (mm/min)	Depth of cut ap	Width of Cut ae
10	2	150	4800	0.4	7700	0.6	4.5	125	4000	0.35	5600	0.46	4.5	100	3200	0.3	3800	0.36	4.5
12	2	150	4000	0.45	7200	0.9	6	125	3300	0.4	5300	0.7	6	100	2700	0.3	3200	0.45	6
16	3	150	3000	0.5	6000	0.9	7.5	125	2500	0.45	4500	0.7	7.5	100	2000	0.3	2400	0.45	7.5
20	3	150	2400	0.5	4800	0.9	9	125	2000	0.45	3600	0.7	9	100	1600	0.35	2200	0.45	9
25	4	150	1900	0.5	3800	1.2	11.5	125	1600	0.45	2900	0.9	11.5	100	1300	0.35	1800	0.6	11.5
Depth of cut																			

Note 1) If the depth of cut is shallow, the revolution and feed rate can be increased.

Note 2) Air blow or oil mist is recommended for good chip evacuation.

Note 3) For profile machining such as moulds, machining conditions may differ considerably depending on the workpiece geometry, machining methods and depth of cut. Reduce the feed rate especially when machining the corner sections of a workpiece.

Note 4) Vibration may occur if there is poor rigidity of the machine or workpiece material. In that case, please adjust the revolution, feed rate and depth of cut.

EXCHANGEABLE HEAD END MILLS

IMX-C3A

Corner radius head, 3 flute, For aluminium alloy



37.5°



CARBIDE

Carbon Steel, Alloy Steel, Cast Iron (<30HRC)	Tool Steel, Pre-Hardened Steel, Hardened Steel (<=45HRC)	Hardened Steel (<=55HRC)	Hardened Steel (>55HRC)	Austenitic Stainless Steel	Titanium Alloy, Heat Resistant Alloy	Copper Alloy	Aluminium Alloy
---	--	--------------------------	-------------------------	----------------------------	--------------------------------------	--------------	-----------------

SQUARE



RADIUS

ROUGHING



RE ≤ 5				
±0.020				



DC ≤ 12	DC > 12			
0 - 0.020	0 - 0.030			

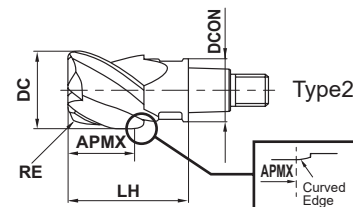
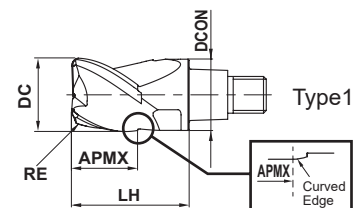
BALL

TAPER

CHAMFER

K

EXCHANGEABLE HEAD END MILLS



Offset Type

● High efficiency machining due to the sharp cutting edge suitable for aluminium alloy machining and polished rake face.

(mm)

Order Number	DC	RE	APMX	LH	DCON	No. of Flutes	Grade	Type
							ET2020	
IMX10C3A100R10008	10	1	8	16	9.7	3	●	1
IMX10C3A100R25008	10	2.5	8	16	9.7	3	●	1
IMX10C3A120R10010	12	1	10.1	19	9.7	3	●	2
IMX12C3A120R10009	12	1	9.6	19	11.7	3	●	1
IMX12C3A120R32009	12	3.2	9.6	19	11.7	3	●	1
IMX12C3A140R10011	14	1	11.7	22.5	11.7	3	●	2
IMX16C3A160R10012	16	1	12.8	24	15.5	3	●	1
IMX16C3A160R32012	16	3.2	12.8	24	15.5	3	●	1
IMX16C3A180R32014	18	3.2	14.9	27	15.5	3	●	2
IMX20C3A200R10016	20	1	16	30	19.5	3	●	1
IMX20C3A200R32016	20	3.2	16	30	19.5	3	●	1
IMX20C3A220R32018	22	3.2	18.6	33	19.5	3	●	2
IMX25C3A250R10020	25	1	20	37.5	24.5	3	●	1
IMX25C3A250R32020	25	3.2	20	37.5	24.5	3	●	1
IMX25C3A250R50020	25	5	20	37.5	24.5	3	●	1
IMX25C3A280R32023	28	3.2	23.4	41.5	24.5	3	●	2

Note 1) The fastening size of the holder and head should be the same. (Refer to K002)

● : Inventory maintained in Japan.

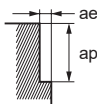
Scan here for product NEWS ▶



RECOMMENDED CUTTING CONDITIONS

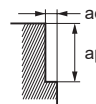
Shoulder milling (L/D=3) (mm)

Workpiece Material		Aluminium alloy A6061, A7075				
Dia. DC	Cutting Speed (m/min)	Revolution (min ⁻¹)	Feed per Tooth (mm/t)	Feed rate (mm/min)	Depth of cut ap	Width of Cut ae
10	500	16000	0.117	5600	8	3
12	500	13000	0.118	4600	9.6	3.6
16	500	9900	0.153	4500	12.8	4.8
20	500	8000	0.175	4200	16	6
25	500	6400	0.211	4100	20	7.5

Depth of Cut 

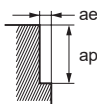
Shoulder milling (L/D=5) (mm)

Workpiece Material		Aluminium alloy A6061, A7075				
Dia. DC	Cutting Speed (m/min)	Revolution (min ⁻¹)	Feed per Tooth (mm/t)	Feed rate (mm/min)	Depth of cut ap	Width of Cut ae
10	300	9500	0.09	2600	8	1.2
12	300	8000	0.09	2200	9.6	1.44
16	300	6000	0.12	2200	12.8	1.92
20	300	4800	0.14	2000	16	2.4
25	300	3800	0.17	1900	20	3

Depth of Cut 

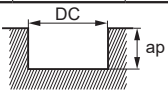
Shoulder milling (L/D=7) (mm)

Workpiece Material		Aluminium alloy A6061, A7075				
Dia. DC	Cutting Speed (m/min)	Revolution (min ⁻¹)	Feed per Tooth (mm/t)	Feed rate (mm/min)	Depth of cut ap	Width of Cut ae
10	200	6400	0.08	1500	8	0.6
12	200	5300	0.08	1300	9.6	0.72
16	200	4000	0.11	1300	12.8	0.96
20	200	3200	0.12	1200	16	1.2
25	200	2500	0.15	1100	20	1.5

Depth of Cut 

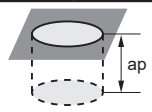
Slot milling (L/D=3) (mm)

Workpiece Material		Aluminium alloy A6061, A7075			
DC	Cutting Speed (m/min)	Revolution (min ⁻¹)	Feed per Tooth (mm/t)	Feed rate (mm/min)	Depth of cut ap
10	500	16000	0.068	3300	5
12	500	13000	0.072	2800	6
16	500	9900	0.093	2800	8
20	500	8000	0.108	2600	10
25	500	6400	0.127	2400	12.5

Depth of Cut 
DC: Dia. (Cutting diameter)

Plunging (L/D=3) (mm)

Workpiece Material		Aluminium alloy A6061, A7075				
DC	Cutting Speed (m/min)	Revolution (min ⁻¹)	Feed per Rev. (mm/rev)	Feed rate (mm/min)	Drilled Depth ap	Step ap2
10	300	9500	0.1	950	5	2.5
12	300	8000	0.1	800	6	2.5
16	300	6000	0.1	600	8	2.5
20	300	4800	0.1	480	10	2.5
25	300	3800	0.1	380	12.5	2.5

Depth of Cut 

Note 1) The use of water-soluble coolant is effective.

Note 2) If the machine or workpiece material is not rigid, or if chatter or abnormal noises occur, adjust the revolution, feed rate and depth of cut.

EXCHANGEABLE HEAD END MILLS


IMX-C3A

Corner radius head, 3 flute, For aluminium alloy, Offset type

CARBIDE

RECOMMENDED CUTTING CONDITIONS

■ Side milling (mm)

Workpiece Material		Aluminium alloy					
Material		A6061, A7075					
L/D	Dia. DC	Cutting Speed (m/min)	Revolution (min ⁻¹)	Feed per Tooth (mm/t)	Feed rate (mm/min)	Depth of cut ap	Width of Cut ae
3	12	500	13000	0.117	4600	9.6	2.4
	14	500	11000	0.118	3900	11.2	2.8
	18	500	8800	0.153	4000	14.4	3.6
	22	500	7200	0.175	3800	17.6	4.4
	28	500	5700	0.211	3600	22.4	5.6
5	12	300	8000	0.09	2200	9.6	1.0
	14	300	6800	0.09	1800	11.2	1.1
	18	300	5300	0.12	1900	14.4	1.4
	22	300	4300	0.14	1800	17.6	1.8
	28	300	3400	0.17	1700	22.4	2.2
Depth of cut							

Note 1) The use of water-soluble coolant is effective.

Note 2) If the machine or workpiece material is not rigid, or if chatter or abnormal noises occur, adjust the revolution, feed rate and depth of cut.

SQUARE

RADIUS

ROUGHING

BALL

TAPER

CHAMFER

K

EXCHANGEABLE HEAD END MILLS

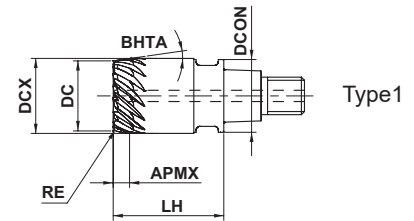
IMX-C8T/C10T/C12T/C15T-C

Corner radius, Taper head, Multi-flute, With coolant hole



CARBIDE

Carbon Steel, Alloy Steel, Cast Iron (<30HRC)	Tool Steel, Pre-Hardened Steel, Hardened Steel (<=45HRC)	Hardened Steel (<=55HRC)	Hardened Steel (>55HRC)	Austenitic Stainless Steel	Titanium Alloy, Heat Resistant Alloy	Copper Alloy	Aluminium Alloy
				○	○		



	RE ≤ 2				
	±0.015				
	DC ≤ 12	DC > 12			
	0 - 0.020	0 - 0.030			

- Suitable for 3-dimensional free-form surface cutting such as blades.
- High feed cutting is possible due to multiple cutting edges.

Order Number	DC	RE	APMX	DCX	LH	DCON	BHTA	No. of Flutes	Grade		Type
									EP7020		
IMX10C8T080R05T080C	8	0.5	7.12	10	16	9.7	8°	8	●		1
IMX10C8T080R10T080C	8	1	7.12	10	16	9.7	8°	8	●		1
IMX12C10T100R05T080C	10	0.5	7.12	12	19	11.7	8°	10	●		1
IMX12C10T100R10T080C	10	1	7.12	12	19	11.7	8°	10	●		1
IMX16C15T150R05T080C	15	0.5	3.56	16	24	15.5	8°	15	●		1
IMX16C15T150R10T080C	15	1	3.56	16	24	15.5	8°	15	●		1
IMX16C12T150R20T080C	15	2	3.56	16	24	15.5	8°	12	●		1
IMX20C15T190R05T080C	19	0.5	3.56	20	30	19.5	8°	15	●		1
IMX20C15T190R10T080C	19	1	3.56	20	30	19.5	8°	15	●		1
IMX20C12T190R20T080C	19	2	3.56	20	30	19.5	8°	12	●		1

Note 1) The fastening size of the holder and head should be the same. (Refer to K002)

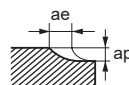
Recommended Cutting Conditions

Shoulder milling (L/D=3)

Other than the L/D = 3, use following recommended cutting conditions by multiplying the K009 page correction factor by overhang length.

Workpiece Material		Austenitic stainless steels, Ferritic and Martensitic stainless steels						Precipitation-hardening stainless steels, Titanium alloys						Heat resistant alloys					
		AISI 304, AISI 316, AISI 304LN, AISI 316LN, AISI 410, AISI 430, AISI 431, AISI 420J2						AISI 630, AISI 631, Ti-6Al-4V						Inconel718					
Dia. DC	No. of Flutes	Cutting Speed (m/min)	Revolution (min ⁻¹)	Feed per Tooth (mm/t)	Feed rate (mm/min)	Depth of cut ap	Width of Cut ae	Cutting Speed (m/min)	Revolution (min ⁻¹)	Feed per Tooth (mm/t)	Feed rate (mm/min)	Depth of cut ap	Width of Cut ae	Cutting Speed (m/min)	Revolution (min ⁻¹)	Feed per Tooth (mm/t)	Feed rate (mm/min)	Depth of cut ap	Width of Cut ae
8	8	300	12000	0.1	9600	0.3	1.2	200	8000	0.1	6400	0.3	1.2	60	2400	0.08	1500	0.3	0.8
10	10	300	9500	0.1	9500	0.3	1.5	200	6400	0.1	6400	0.3	1.5	60	1900	0.08	1500	0.3	1
15	12	300	6400	0.12	9200	0.3	2.2	200	4200	0.12	6000	0.3	2.2	60	1300	0.1	1600	0.3	1.5
15	15	300	6400	0.1	9600	0.3	2.2	200	4200	0.1	6300	0.3	2.2	60	1300	0.08	1600	0.3	1.5
19	12	300	5000	0.12	7200	0.3	2.8	200	3400	0.12	4900	0.3	2.8	60	1000	0.1	1200	0.3	1.9
19	15	300	5000	0.1	7500	0.3	2.8	200	3400	0.1	5100	0.3	2.8	60	1000	0.08	1200	0.3	1.9

Depth of Cut



Note 1) The use of water-soluble coolant is effective.

Note 2) If the machine or workpiece material is not rigid, or if chatter or abnormal noises occur, adjust the revolution, feed rate and depth of cut.

● : Inventory maintained in Japan.

Scan here for product NEWS ▶



ISO13399

▶ K003

K043

SQUARE

RADIUS

ROUGHING

BALL

TAPER

CHAMFER

K

EXCHANGEABLE HEAD END MILLS

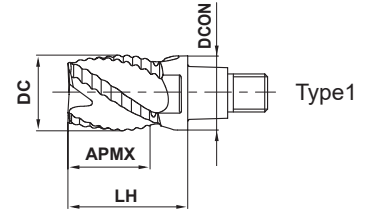
EXCHANGEABLE HEAD END MILLS

IMX-R4F

Roughing head, 4 flute



Carbon Steel, Alloy Steel, Cast Iron (<30HRC)	Tool Steel, Pre-Hardened Steel, Hardened Steel (≤45HRC)	Hardened Steel (≤55HRC)	Hardened Steel (>55HRC)	Austenitic Stainless Steel	Titanium Alloy, Heat Resistant Alloy	Copper Alloy	Aluminium Alloy
○	○			○	○	○	



SQUARE

RADIUS

ROUGHING

BALL

TAPER

CHAMFER

- The roughing edge geometry reduces cutting resistance. Effective when rigidity of the machine or workpiece material is low.

Order Number	DC	APMX	LH	DCON	No. of Flutes	Grade		Type
						EP7020		
IMX10R4F10010	10	10.5	16	9.7	4	●		1
IMX12R4F12012	12	12.5	19	11.7	4	●		1
IMX16R4F16016	16	16.5	24	15.5	4	●		1
IMX20R4F20021	20	21	30	19.5	4	●		1
IMX25R4F25026	25	26	37.5	24.5	4	●		1

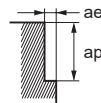
Note 1) The fastening size of the holder and head should be the same. (Refer to K002)

RECOMMENDED CUTTING CONDITIONS

Shoulder milling (L/D=3)

Other than the L/D = 3, use following recommended cutting conditions by multiplying the K009 page correction factor by overhang length.

Workpiece Material	Carbon steel, Alloy steel, Mild steel, Copper, Copper alloys						Pre-hardened steel, Carbon steel, Alloy steel, Alloy tool steel						Austenitic stainless steel, Ferritic and Martensitic stainless steels, Titanium alloy					
	AISI 1045, AISI 4140, ASTM A36, AISI 1010						AISI P21, AISI P20, AISI 4340, SKD, SKT						AISI 304, AISI 316, AISI 304LN, AISI 316LN, AISI 410, AISI 430, AISI 431, AISI 420J2, Ti-6Al-4V					
Dia. DC	Cutting Speed (m/min)	Revolution (min ⁻¹)	Feed per Tooth (mm/t)	Feed rate (mm/min)	Depth of cut ap	Width of Cut ae	Cutting Speed (m/min)	Revolution (min ⁻¹)	Feed per Tooth (mm/t)	Feed rate (mm/min)	Depth of cut ap	Width of Cut ae	Cutting Speed (m/min)	Revolution (min ⁻¹)	Feed per Tooth (mm/t)	Feed rate (mm/min)	Depth of cut ap	Width of Cut ae
10	150	4800	0.045	860	8	4	120	3800	0.03	460	8	4	100	3200	0.038	490	8	4
12	150	4000	0.045	720	9.6	4.8	120	3200	0.033	420	9.6	4.8	100	2700	0.04	430	9.6	4.8
16	150	3000	0.05	600	12.8	6.4	120	2400	0.038	360	12.8	6.4	100	2000	0.045	360	12.8	6.4
20	150	2400	0.05	480	16	8	120	1900	0.038	290	16	8	100	1600	0.045	290	16	8
25	150	1900	0.06	460	20	10	120	1500	0.038	230	20	10	100	1300	0.045	230	20	10



- Note 1) For stainless steel, titanium alloy and heat resistant alloy, the use of water-soluble coolant is effective.
- Note 2) If the depth of cut is shallow, the revolution and feed rate can be increased.
- Note 3) If the machine or workpiece material is not rigid, or if chatter or abnormal noises occur, adjust the revolution, feed rate and depth of cut.

● : Inventory maintained in Japan.

Scan here for product NEWS ▶

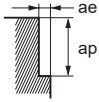


Shoulder milling (L/D=3)

Other than the L/D = 3, use following recommended cutting conditions by multiplying the K009 page correction factor by overhang length. (mm)

Dia. DC	Precipitation-hardening stainless steel, Cobalt chromium alloy AISI 630, AISI 631						Heat resistant alloys Inconel718					
	Cutting Speed (m/min)	Revolution (min ⁻¹)	Feed per Tooth (mm/t)	Feed rate (mm/min)	Depth of cut ap	Width of Cut ae	Cutting Speed (m/min)	Revolution (min ⁻¹)	Feed per Tooth (mm/t)	Feed rate (mm/min)	Depth of cut ap	Width of Cut ae
10	75	2400	0.03	290	8	4	40	1300	0.04	210	8	1
12	75	2000	0.033	260	9.6	4.8	40	1100	0.045	200	9.6	1.2
16	75	1500	0.038	230	12.8	6.4	40	800	0.05	160	12.8	1.6
20	75	1200	0.038	180	16	8	40	640	0.05	130	16	2
25	75	950	0.038	140	20	10	40	510	0.05	100	20	2.5

Depth of cut

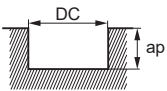


Slot milling

(mm)

Dia. DC	Carbon steel, Alloy steel, Mild steel, Copper, Copper alloys AISI 1045, AISI 4140, ASTM A36, AISI 1010					Pre-hardened steel, Carbon steel, Alloy steel, Alloy tool steel AISI P21, AISI P20, AISI 4340, SKD, SKT					Austenitic stainless steel, Ferritic and Martensitic stainless steels, Titanium alloy AISI 304, AISI 316, AISI 304LN, AISI 316LN, AISI 410, AISI 430, AISI 431, AISI 420J2, Ti-6Al-4V				
	Cutting Speed (m/min)	Revolution (min ⁻¹)	Feed per Tooth (mm/t)	Feed rate (mm/min)	Depth of cut ap	Cutting Speed (m/min)	Revolution (min ⁻¹)	Feed per Tooth (mm/t)	Feed rate (mm/min)	Depth of cut ap	Cutting Speed (m/min)	Revolution (min ⁻¹)	Feed per Tooth (mm/t)	Feed rate (mm/min)	Depth of cut ap
10	100	3200	0.04	510	5	80	2500	0.03	300	5	60	1900	0.02	150	4
12	100	2700	0.045	490	6	80	2100	0.032	270	6	60	1600	0.025	160	4.8
16	100	2000	0.05	400	8	80	1600	0.038	240	8	60	1200	0.03	140	6.4
20	100	1600	0.05	320	10	80	1300	0.038	200	10	60	950	0.034	130	8
25	100	1300	0.06	310	12	80	1000	0.038	150	12	60	760	0.034	100	10

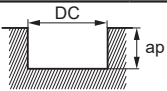
Depth of cut



DC: Dia. (Cutting diameter)

Dia. DC	Precipitation-hardening stainless steel, Cobalt chromium alloy AISI 630, AISI 631				
	Cutting Speed (m/min)	Revolution (min ⁻¹)	Feed per Tooth (mm/t)	Feed rate (mm/min)	Depth of cut ap
10	40	1300	0.016	83	4
12	40	1100	0.02	88	4.8
16	40	800	0.024	77	6.4
20	40	640	0.027	70	8
25	40	510	0.027	55	10

Depth of cut



DC: Dia. (Cutting diameter)

Note 1) For stainless steel, titanium alloy and heat resistant alloy, the use of water-soluble coolant is effective.

Note 2) If the depth of cut is shallow, the revolution and feed rate can be increased.

Note 3) If the machine or workpiece material is not rigid, or if chatter or abnormal noises occur, adjust the revolution, feed rate and depth of cut.

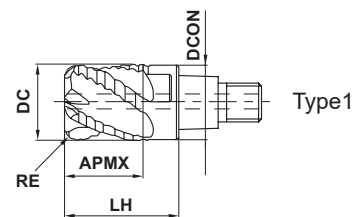
EXCHANGEABLE HEAD END MILLS

IMX-RC4F-C NEW

Roughing head with coolant hole, 4 flute



Carbon Steel, Alloy Steel, Cast Iron (<30HRC)	Tool Steel, Pre-Hardened Steel, Hardened Steel (≤45HRC)	Hardened Steel (≤55HRC)	Hardened Steel (>55HRC)	Austenitic Stainless Steel	Titanium Alloy	Copper Alloy	Aluminium Alloy
◎				◎	◎		



CARBIDE
 SQUARE
 RADIUS
 ROUGHING
 BALL
 TAPER
 CHAMFER
 K
 EXCHANGEABLE HEAD END MILLS

- The roughing edge geometry reduces cutting resistance. Effective when the rigidity of the machine or workpiece material is low.
- Centre through coolant hole provides excellent chip evacuation.

(mm)

Order Number	DC	RE	APMX	LH	DCON	No. of Flutes	Grade	Type
							EP7020	
IMX10RC4F100R05010C	10	0.5	10.5	16	9.7	4	●	1
IMX10RC4F100R10010C	10	1	10.5	16	9.7	4	●	1
IMX12RC4F120R05012C	12	0.5	12.5	19	11.7	4	●	1
IMX12RC4F120R10012C	12	1	12.5	19	11.7	4	●	1
IMX12RC4F120R15012C	12	1.5	12.5	19	11.7	4	●	1
IMX12RC4F120R20012C	12	2	12.5	19	11.7	4	●	1
IMX16RC4F160R05016C	16	0.5	16.5	24	15.5	4	●	1
IMX16RC4F160R10016C	16	1	16.5	24	15.5	4	●	1
IMX16RC4F160R15016C	16	1.5	16.5	24	15.5	4	●	1
IMX16RC4F160R20016C	16	2	16.5	24	15.5	4	●	1
IMX16RC4F160R30016C	16	3	16.5	24	15.5	4	●	1
IMX20RC4F200R05021C	20	0.5	21	30	19.5	4	●	1
IMX20RC4F200R10021C	20	1	21	30	19.5	4	●	1
IMX20RC4F200R20021C	20	2	21	30	19.5	4	●	1
IMX20RC4F200R30021C	20	3	21	30	19.5	4	●	1

Note 1) The fastening size of the holder and head should be the same. (Refer to K002)

● : Inventory maintained in Japan.

Scan here for product NEWS ▶




RECOMMENDED CUTTING CONDITIONS

Side milling

(mm)

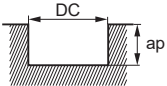
Dia. DC	Carbon steel, Alloy steel, Mild steel AISI 1045, AISI 4140					Titanium Alloy, Austenitic stainless steel, Ferritic and Martensitic stainless steels Ti-6Al-4V, AISI 304, AISI 316LN, AISI 410, AISI 420J2					Precipitation-hardening stainless steel AISI 630, AISI 631				
	Cutting Speed (m/min)	Revolution (min ⁻¹)	Feed rate (mm/min)	Depth of cut ap	Width of Cut ae	Cutting Speed (m/min)	Revolution (min ⁻¹)	Feed rate (mm/min)	Depth of cut ap	Width of Cut ae	Cutting Speed (m/min)	Revolution (min ⁻¹)	Feed rate (mm/min)	Depth of cut ap	Width of Cut ae
10	150	4800	860	8	4	70	2000	320	8	4	60	1900	230	8	4
12	150	4000	800	9.6	4.8	70	1900	340	9.6	4.8	60	1600	230	9.6	4.8
16	150	3000	600	12.8	6.4	70	1400	280	12.8	6.4	60	1200	200	12.8	6.4
20	150	2400	530	16	8	70	1100	220	16	8	60	950	180	16	8

Depth of cut 

Slot milling

(mm)

Dia. DC	Carbon steel, Alloy steel, Mild steel AISI 1045, AISI 4140				Titanium Alloy, Austenitic stainless steel, Ferritic and Martensitic stainless steels Ti-6Al-4V, AISI 304, AISI 316LN, AISI 410, AISI 420J2				Precipitation-hardening stainless steel AISI 630, AISI 631			
	Cutting Speed (m/min)	Revolution (min ⁻¹)	Feed rate (mm/min)	Depth of cut ap	Cutting Speed (m/min)	Revolution (min ⁻¹)	Feed rate (mm/min)	Depth of cut ap	Cutting Speed (m/min)	Revolution (min ⁻¹)	Feed rate (mm/min)	Depth of cut ap
10	100	3200	510	5	60	1900	230	5	40	1300	100	5
12	100	2700	490	6	60	1600	260	6	40	1100	110	6
16	100	2000	400	8	60	1200	220	8	40	800	96	8
20	100	1600	350	10	60	950	170	10	40	640	90	10

Depth of cut 

DC: Dia. (Cutting diameter)

Note 1) If the machine or workpiece material is not rigid, or if chatter or abnormal noises occur, adjust the revolution, feed rate and depth of cut.

Note 2) If the depth of cut is shallow, the revolution and feed rate can be increased.

Note 3) For stainless steel, titanium alloy, the use of water-soluble coolant is effective.

EXCHANGEABLE HEAD END MILLS

IMX-B2S

Ball nose head, 2 flute, For hardened steels



CARBIDE

Carbon Steel, Alloy Steel, Cast Iron (<30HRC)	Tool Steel, Pre-Hardened Steel, Hardened Steel (≤45HRC)	Hardened Steel (≤55HRC)	Hardened Steel (>55HRC)	Austenitic Stainless Steel	Titanium Alloy, Heat Resistant Alloy	Copper Alloy	Aluminium Alloy
---	---	-------------------------	-------------------------	----------------------------	--------------------------------------	--------------	-----------------

SQUARE

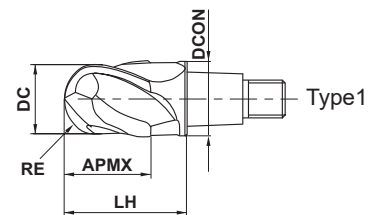
RADIUS

ROUGHING

BALL

TAPER

CHAMFER



RE ≥ 8				
±0.020				

● Ideal for machining with long overhangs.

Order Number	RE	DC	APMX	LH	DCON	No. of Flutes	Grade		Type
							EP8110		
IMX16B2S16016	8	16	16	24	15.5	2	●		1
IMX20B2S20020	10	20	20	30	19.5	2	●		1

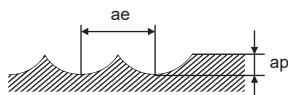
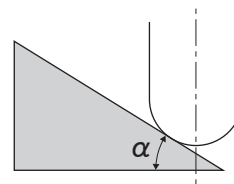
Note 1) The fastening size of the holder and head should be the same. (Refer to K002)

Recommended Cutting Conditions

Shoulder milling (L/D=3)

Other than the L/D = 3, use following recommended cutting conditions by multiplying the K009 page correction factor by overhang length.

Dia DC	Radius of Ball Nose RE	(mm)									
		$\alpha \leq 15^\circ$				$\alpha > 15^\circ$				Depth of Cut ap	Width of Cut ae
Cutting Speed (m/min)	Revolution (min ⁻¹)	Feed per Tooth (mm/t)	Feed rate (mm/min)	Cutting Speed (m/min)	Revolution (min ⁻¹)	Feed per Tooth (mm/t)	Feed rate (mm/min)				
16	8	300	6000	0.14	1700	150	3000	0.08	480	0.3	1.6
20	10	300	4800	0.14	1300	150	2400	0.08	380	0.3	2



Note 1) If the depth of cut is shallow, the revolution and feed rate can be increased.

Note 2) α is the inclination angle of the machined surface.

● : Inventory maintained in Japan.

Scan here for product NEWS ▶



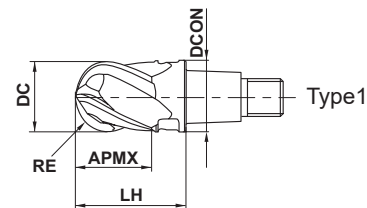
IMX-B4S

Ball nose head, 4 flute, For hardened steels



CARBIDE

Carbon Steel, Alloy Steel, Cast Iron (<30HRC)	Tool Steel, Pre-Hardened Steel, Hardened Steel (<=45HRC)	Hardened Steel (<=55HRC)	Hardened Steel (>55HRC)	Austenitic Stainless Steel	Titanium Alloy, Heat Resistant Alloy	Copper Alloy	Aluminium Alloy
---	--	--------------------------	-------------------------	----------------------------	--------------------------------------	--------------	-----------------



RE ≥ 8				
±0.020				

● High efficiency machining is realised even with machining using the tip.

Order Number	RE	DC	APMX	LH	DCON	No. of Flutes	Grade		Type
							EP8110		
IMX16B4S16016	8	16	16	24	15.5	4	●		1
IMX20B4S20020	10	20	20	30	19.5	4	●		1

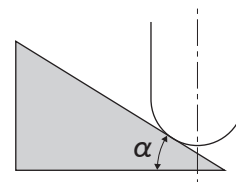
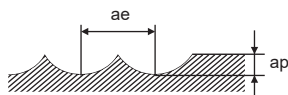
Note 1) The fastening size of the holder and head should be the same. (Refer to K002)

Recommended Cutting Conditions

Shoulder milling (L/D=3)

Other than the L/D = 3, use following recommended cutting conditions by multiplying the K009 page correction factor by overhang length. (mm)

Dia DC	Radius of Ball Nose RE	$\alpha \leq 15^\circ$				$\alpha > 15^\circ$				Depth of Cut ap	Width of Cut ae
		Cutting Speed (m/min)	Revolution (min ⁻¹)	Feed per Tooth (mm/t)	Feed rate (mm/min)	Cutting Speed (m/min)	Revolution (min ⁻¹)	Feed per Tooth (mm/t)	Feed rate (mm/min)		
16	8	300	6000	0.07	1700	150	3000	0.06	720	0.3	1.6
20	10	300	4800	0.07	1300	150	2400	0.06	580	0.3	2



Note 1) If the depth of cut is shallow, the revolution and feed rate can be increased.

Note 2) α is the inclination angle of the machined surface.

Scan here for product NEWS ▶



ISO13399

▶ K003

K049

SQUARE

RADIUS

ROUGHING

BALL

TAPER

CHAMFER

K

EXCHANGEABLE HEAD END MILLS

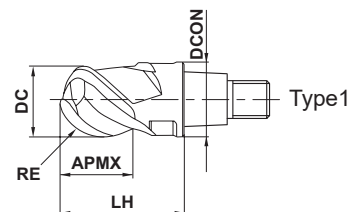
EXCHANGEABLE HEAD END MILLS

IMX-B3FV

Ball nose head, 3 flute, Irregular curve, For high efficiency machining



Carbon Steel, Alloy Steel, Cast Iron (<30HRC)	Tool Steel, Pre-Hardened Steel, Hardened Steel (<=45HRC)	Hardened Steel (<=55HRC)	Hardened Steel (>55HRC)	Austenitic Stainless Steel	Titanium Alloy, Heat Resistant Alloy	Copper Alloy	Aluminium Alloy
	○	○					



RE ≤ 6	RE > 6			
±0.010	±0.020			

- High efficiency machining is possible in deep engraving processing(DCx5)
- High wear resistance and high chip evacuation is achieved in roughing.
- High vibration control effect enables high efficiency machining in finishing.

(mm)

Order Number	RE	DC	APMX	LH	DCON	No. of Flutes	Grade	Type
							EP8120	
IMX10B3FV10008	5	10	8	16	9.7	3	●	1
IMX12B3FV12009	6	12	9.6	19	11.7	3	●	1
IMX16B3FV16012	8	16	12.8	24	15.5	3	●	1
IMX20B3FV20016	10	20	16	30	19.5	3	●	1

Note 1) The fastening size of the holder and head should be the same. (Refer to K002)

SQUARE

RADIUS

ROUGHING

BALL

TAPER

CHAMFER

EXCHANGEABLE HEAD END MILLS

K

● : Inventory maintained in Japan.

Scan here for product NEWS ▶

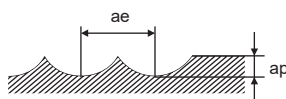


Recommended Cutting Conditions

Shoulder milling (L/D=5)

(mm)

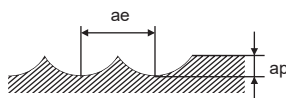
Workpiece Material		Pre-hardened steels, Alloy tool steels										Hardened steels (40–55HRC)									
		$\alpha \leq 15^\circ$				$\alpha > 15^\circ$				Depth of Cut a_p	Width of Cut a_e	$\alpha \leq 15^\circ$				$\alpha > 15^\circ$				Depth of Cut a_p	Width of Cut a_e
Dia DC	Radius of Ball Nose RE	Cutting Speed (m/min)	Revolution (min ⁻¹)	Feed per Tooth (mm/t)	Feed rate (mm/min)	Cutting Speed (m/min)	Revolution (min ⁻¹)	Feed per Tooth (mm/t)	Feed rate (mm/min)			Cutting Speed (m/min)	Revolution (min ⁻¹)	Feed per Tooth (mm/t)	Feed rate (mm/min)	Cutting Speed (m/min)	Revolution (min ⁻¹)	Feed per Tooth (mm/t)	Feed rate (mm/min)		
10	5	175	5600	0.22	3700	115	3700	0.15	1700	0.7	2.6	150	4800	0.18	2600	100	3200	0.12	1200	0.5	2
12	6	175	4600	0.22	3000	115	3100	0.15	1400	1	3.2	150	4000	0.18	2200	100	2700	0.12	970	0.7	2.5
16	8	175	3500	0.22	2300	115	2300	0.15	1000	1.1	3.8	150	3000	0.18	1600	100	2000	0.12	720	0.9	3.5
20	10	175	2800	0.22	1800	115	1800	0.15	810	1.2	4.8	150	2400	0.18	1300	100	1600	0.12	580	1.1	4.2



Shoulder milling (L/D=7)

(mm)

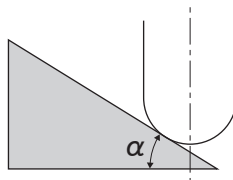
Workpiece Material		Pre-hardened steels, Alloy tool steels										Hardened steels (40–55HRC)									
		AISI P21, AISI P20, AISI D2, AISI H13, AISI L6										AISI H13, AISI L6									
Inclination angle		$\alpha \leq 15^\circ$				$\alpha > 15^\circ$				Depth of Cut a_p	Width of Cut a_e	$\alpha \leq 15^\circ$				$\alpha > 15^\circ$				Depth of Cut a_p	Width of Cut a_e
Dia DC	Radius of Ball Nose RE	Cutting Speed (m/min)	Revolution (min ⁻¹)	Feed per Tooth (mm/t)	Feed rate (mm/min)	Cutting Speed (m/min)	Revolution (min ⁻¹)	Feed per Tooth (mm/t)	Feed rate (mm/min)			Cutting Speed (m/min)	Revolution (min ⁻¹)	Feed per Tooth (mm/t)	Feed rate (mm/min)	Cutting Speed (m/min)	Revolution (min ⁻¹)	Feed per Tooth (mm/t)	Feed rate (mm/min)		
10	5	120	3800	0.2	2300	80	2500	0.13	980	0.5	1.3	100	3200	0.13	1200	65	2100	0.085	540	0.4	1
12	6	120	3200	0.2	1900	80	2100	0.13	820	0.7	1.6	100	2700	0.13	1100	65	1700	0.085	430	0.6	1.3
16	8	120	2400	0.2	1400	80	1600	0.13	620	0.8	1.9	100	2000	0.13	780	65	1300	0.085	330	0.7	1.8
20	10	120	1900	0.2	1100	80	1300	0.13	510	0.9	2.4	100	1600	0.13	620	65	1000	0.085	260	0.8	2.1



Note 1) If the depth of cut is shallow, the revolution and feed rate can be increased.

Note 2) Vibration may occur if there is poor rigidity of the machine or workpiece material. In that case, please adjust the revolution, feed rate and depth of cut.

Note 3) α is the inclination angle of the machined surface.



SQUARE

RADIUS

ROUGHING

BALL

TAPER

CHAMFER

K

EXCHANGEABLE HEAD END MILLS

EXCHANGEABLE HEAD END MILLS

IMX-B4HV

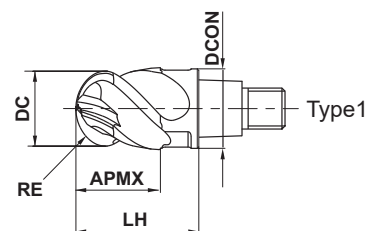
Ball nose head, 4 flute, Irregular helix



45°



Carbon Steel, Alloy Steel, Cast Iron (<30HRC)	Tool Steel, Pre-Hardened Steel, Hardened Steel (≤45HRC)	Hardened Steel (≤55HRC)	Hardened Steel (>55HRC)	Austenitic Stainless Steel	Titanium Alloy, Heat Resistant Alloy	Copper Alloy	Aluminium Alloy
○	○			○	○	○	



SQUARE

RADIUS

ROUGHING

BALL

TAPER

CHAMFER

	RE ≤ 6	RE > 6			
	±0.010	±0.020			
	DC ≤ 12	DC > 12			
	0 - 0.020	0 - 0.030			

● The irregular helix flutes' cutting edge controls vibration and achieves stable machining.

Order Number	RE	DC	APMX	LH	DCON	No. of Flutes	(mm)	
							Grade	Type
IMX10B4HV10010	5	10	10.5	16	9.7	4	●	1
IMX12B4HV12012	6	12	12.5	19	11.7	4	●	1
IMX16B4HV16016	8	16	16.5	24	15.5	4	●	1
IMX20B4HV20021	10	20	21	30	19.5	4	●	1
IMX25B4HV25026	12.5	25	26	37.5	24.5	4	●	1

Note 1) The fastening size of the holder and head should be the same. (Refer to K002)

K

EXCHANGEABLE HEAD END MILLS

● : Inventory maintained in Japan.

Scan here for product NEWS ▶



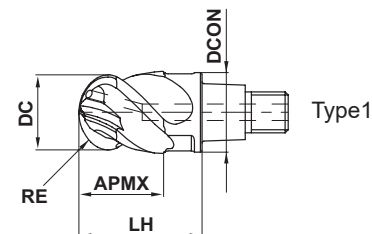
IMX-B4HV-E

Ball nose head with coolant hole, 4 flute, Irregular helix



CARBIDE

Carbon Steel, Alloy Steel, Cast Iron (<30HRC)	Tool Steel, Pre-Hardened Steel, Hardened Steel (≤45HRC)	Hardened Steel (≤55HRC)	Hardened Steel (>55HRC)	Austenitic Stainless Steel	Titanium Alloy, Heat Resistant Alloy	Copper Alloy	Aluminium Alloy
○	○			○	○	○	



RE ≤ 6	RE > 6			
±0.010	±0.020			



DC ≤ 12	DC > 12			
0 - 0.020	0 - 0.030			

- Coolant holes for each cutting edge enable stable coolant supply.
- The irregular helix flutes' cutting edge controls vibration and achieves stable machining.

(mm)

Order Number	RE	DC	APMX	LH	DCON	No. of Flutes	Grade	Type
							EP7020	
IMX10B4HV10010E	5	10	10.5	16	9.7	4	●	1
IMX12B4HV12012E	6	12	12.5	19	11.7	4	●	1
IMX16B4HV16016E	8	16	16.5	24	15.5	4	●	1
IMX20B4HV20021E	10	20	21	30	19.5	4	●	1
IMX25B4HV25026E	12.5	25	26	37.5	24.5	4	●	1

Note 1) The fastening size of the holder and head should be the same. (Refer to K002)

SQUARE

RADIUS

ROUGHING

BALL

TAPER

CHAMFER

K

EXCHANGEABLE HEAD END MILLS

Scan here for product NEWS ▶



ISO13399

▶ K003

K053

EXCHANGEABLE HEAD END MILLS

IMX-B4HV/iMX-B4HV-E

Ball nose head, 4 flute, Irregular helix (With/Without coolant hole)

CARBIDE

SQUARE

RADIUS

ROUGHING

BALL

TAPER

CHAMFER

EXCHANGEABLE HEAD END MILLS

K

RECOMMENDED CUTTING CONDITIONS

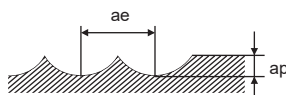
Shoulder milling (L/D=3)

Other than the L/D = 3, use following recommended cutting conditions by multiplying the K009 page correction factor by overhang length.

(mm)

Workpiece Material		Carbon steel, Alloy steel, Mild steel, Pre-hardened steel AISI 1045, AISI 4140, AISI 4340, ASTM A36, AISI 1010, AISI P21, AISI P20										Austenitic stainless steel, Ferritic and Martensitic stainless steels, Cobalt chromium alloy, Titanium alloy AISI 304, AISI 316, AISI 431, AISI 420J2, AISI 630, AISI 631, Ti-6Al-4V									
Inclination angle		$\alpha \leq 15^\circ$				$\alpha > 15^\circ$				Depth of Cut ap	Width of Cut ae	$\alpha \leq 15^\circ$				$\alpha > 15^\circ$				Depth of Cut ap	Width of Cut ae
Dia DC	Radius of Ball Nose RE	Cutting Speed (m/min)	Revolution (min ⁻¹)	Feed per Tooth (mm/t)	Feed rate (mm/min)	Cutting Speed (m/min)	Revolution (min ⁻¹)	Feed per Tooth (mm/t)	Feed rate (mm/min)			Cutting Speed (m/min)	Revolution (min ⁻¹)	Feed per Tooth (mm/t)	Feed rate (mm/min)	Cutting Speed (m/min)	Revolution (min ⁻¹)	Feed per Tooth (mm/t)	Feed rate (mm/min)		
10	5	300	9500	0.106	4000	200	6400	0.07	1800	1	2.5	225	7200	0.105	3000	150	4800	0.067	1300	1	2.5
12	6	300	8000	0.125	4000	200	5300	0.085	1800	1.2	3	225	6000	0.125	3000	150	4000	0.08	1300	1.2	3
16	8	300	6000	0.134	3200	200	4000	0.088	1400	1.6	4	225	4500	0.14	2500	150	3000	0.09	1100	1.6	4
20	10	300	4800	0.156	3000	200	3200	0.1	1300	2	5	225	3600	0.16	2300	150	2400	0.105	1000	2	5
25	12.5	300	3800	0.16	2400	200	2500	0.1	1000	2.5	6	225	2900	0.16	1900	150	1900	0.105	800	2.5	6

Depth of cut

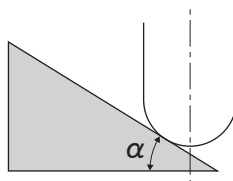


Note 1) For stainless steel, titanium alloy and heat resistant alloy, the use of water-soluble coolant is effective.

Note 2) If the depth of cut is shallow, the revolution and feed rate can be increased.

Note 3) Vibration may occur if there is poor rigidity of the machine or workpiece material. In that case, please adjust the revolution, feed rate and depth of cut.

Note 4) α is the inclination angle of the machined surface.

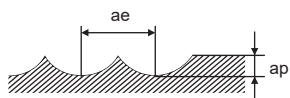


Shoulder milling (L/D=3)

Other than the L/D = 3, use following recommended cutting conditions by multiplying the K009 page correction factor by overhang length. (mm)

Workpiece Material		Heat resistant alloys Inconel718									
Inclination angle		$\alpha \leq 15^\circ$				$\alpha > 15^\circ$				Depth of Cut ap	Width of Cut ae
Dia DC	Radius of Ball Nose RE	Cutting Speed (m/min)	Revolution (min ⁻¹)	Feed per Tooth (mm/t)	Feed rate (mm/min)	Cutting Speed (m/min)	Revolution (min ⁻¹)	Feed per Tooth (mm/t)	Feed rate (mm/min)		
10	5	60	1900	0.055	420	40	1300	0.035	180	0.5	1
12	6	60	1600	0.055	350	40	1100	0.035	150	0.6	1.2
16	8	60	1200	0.062	300	40	800	0.04	130	0.8	1.6
20	10	60	950	0.062	240	40	640	0.04	100	1	2
25	12.5	60	760	0.062	190	40	510	0.04	82	1.2	2.5

Depth of cut

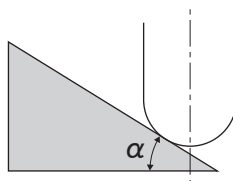


Note 1) For stainless steel, titanium alloy and heat resistant alloy, the use of water-soluble coolant is effective.

Note 2) If the depth of cut is shallow, the revolution and feed rate can be increased.

Note 3) Vibration may occur if there is poor rigidity of the machine or workpiece material. In that case, please adjust the revolution, feed rate and depth of cut.

Note 4) α is the inclination angle of the machined surface.



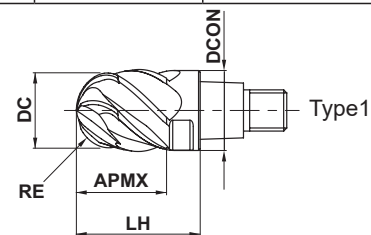
EXCHANGEABLE HEAD END MILLS

IMX-B6HV

Ball nose head, 6 flute, Irregular helix



Carbon Steel, Alloy Steel, Cast Iron (<30HRC)	Tool Steel, Pre-Hardened Steel, Hardened Steel (≤45HRC)	Hardened Steel (≤55HRC)	Hardened Steel (>55HRC)	Austenitic Stainless Steel	Titanium Alloy, Heat Resistant Alloy	Copper Alloy	Aluminium Alloy
○	○			○	○		



SQUARE

RADIUS

ROUGHING

BALL

TAPER

CHAMFER

	RE ≤ 6	RE > 6			
	±0.010	±0.020			
	DC ≤ 12	DC > 12			
	0 - 0.020	0 - 0.030			

- The irregular helix flutes' cutting edge controls vibration and achieves stable machining.
- 6 flutes enable high machining efficiency.

Order Number	RE	DC	APMX	LH	DCON	No. of Flutes	Grade	Type
							EP7020	
IMX10B6HV10010	5	10	10.5	16	9.7	6	●	1
IMX12B6HV12012	6	12	12.5	19	11.7	6	●	1
IMX16B6HV16016	8	16	16.5	24	15.5	6	●	1
IMX20B6HV20021	10	20	21	30	19.5	6	●	1
IMX25B6HV25026	12.5	25	26	37.5	24.5	6	●	1

Note 1) The fastening size of the holder and head should be the same. (Refer to K002)

K

EXCHANGEABLE HEAD END MILLS

● : Inventory maintained in Japan.

Scan here for product NEWS ▶



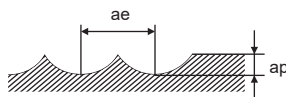
RECOMMENDED CUTTING CONDITIONS

Shoulder milling (L/D=3)

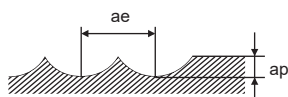
Other than the L/D = 3, use following recommended cutting conditions by multiplying the K009 page correction factor by overhang length.

(mm)

Workpiece Material		Carbon steel, Alloy steel, Mild steel, Pre-hardened steel AISI 1045, AISI 4140, AISI 4340, ASTM A36, AISI 1010, AISI P21, AISI P20										Austenitic stainless steel, Ferritic and Martensitic stainless steels, Cobalt chromium alloy, Titanium alloy AISI 304, AISI 316, AISI 431, AISI 420J2, AISI 630, AISI 631, Ti-6Al-4V									
Inclination angle		$\alpha \leq 15^\circ$				$\alpha > 15^\circ$				Depth of Cut ap	Width of Cut ae	$\alpha \leq 15^\circ$				$\alpha > 15^\circ$				Depth of Cut ap	Width of Cut ae
Dia DC	Radius of Ball Nose RE	Cutting Speed (m/min)	Revolution (min ⁻¹)	Feed per Tooth (mm/t)	Feed rate (mm/min)	Cutting Speed (m/min)	Revolution (min ⁻¹)	Feed per Tooth (mm/t)	Feed rate (mm/min)			Cutting Speed (m/min)	Revolution (min ⁻¹)	Feed per Tooth (mm/t)	Feed rate (mm/min)	Cutting Speed (m/min)	Revolution (min ⁻¹)	Feed per Tooth (mm/t)	Feed rate (mm/min)		
10	5	300	9500	0.106	6000	200	6400	0.07	2700	0.5	2	225	7200	0.105	4500	150	4800	0.067	1900	0.5	2
12	6	300	8000	0.125	6000	200	5300	0.085	2700	0.6	2.4	225	6000	0.125	4500	150	4000	0.08	1900	0.6	2.4
16	8	300	6000	0.134	4800	200	4000	0.088	2100	0.8	3.2	225	4500	0.14	3800	150	3000	0.09	1600	0.8	3.2
20	10	300	4800	0.156	4500	200	3200	0.1	1900	1	4	225	3600	0.16	3500	150	2400	0.105	1500	1	4
25	12.5	300	3800	0.16	3600	200	2500	0.1	1500	1.2	5	225	2900	0.16	2800	150	1900	0.105	1200	1.2	5



Workpiece Material		Heat resistant alloys Inconel718									
Inclination angle		$\alpha \leq 15^\circ$				$\alpha > 15^\circ$				Depth of Cut ap	Width of Cut ae
Dia DC	Radius of Ball Nose RE	Cutting Speed (m/min)	Revolution (min ⁻¹)	Feed per Tooth (mm/t)	Feed rate (mm/min)	Cutting Speed (m/min)	Revolution (min ⁻¹)	Feed per Tooth (mm/t)	Feed rate (mm/min)		
10	5	60	1900	0.055	630	40	1300	0.035	270	0.5	1
12	6	60	1600	0.055	530	40	1100	0.035	230	0.6	1.2
16	8	60	1200	0.062	450	40	800	0.04	190	0.8	1.6
20	10	60	950	0.062	350	40	640	0.04	150	1	2
25	12.5	60	760	0.062	280	40	510	0.04	120	1.2	2.5

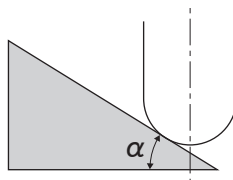


Note 1) For stainless steel, titanium alloy and heat resistant alloy, the use of water-soluble coolant is effective.

Note 2) If the depth of cut is shallow, the revolution and feed rate can be increased.

Note 3) Vibration may occur if there is poor rigidity of the machine or workpiece material. In that case, please adjust the revolution, feed rate and depth of cut.

Note 4) α is the inclination angle of the machined surface.



SQUARE

RADIUS

ROUGHING

BALL

TAPER

CHAMFER

K

EXCHANGEABLE HEAD END MILLS

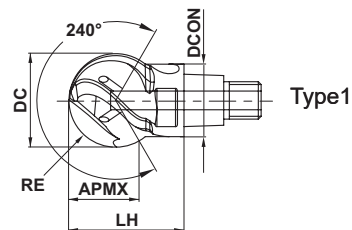
EXCHANGEABLE HEAD END MILLS

IMX-B4WH-S NEW

Lollipop head with coolant hole, 4 flute



Carbon Steel, Alloy Steel, Cast Iron (<30HRC)	Tool Steel, Pre-Hardened Steel, Hardened Steel (≤45HRC)	Hardened Steel (≤55HRC)	Hardened Steel (>55HRC)	Austenitic Stainless Steel	Titanium Alloy, Heat Resistant Alloy	Copper Alloy	Aluminium Alloy
○	○			○	○	○	



RE ≥ 6				
±0.015				

- Optimal choice for machining undercut and complex shapes when using a 5-axis machine.
- A stable supply of coolant is maintained even when machining complex component geometries.

(mm)

Order Number	RE	DC	APMX	LH	DCON	No. of Flutes	Grade	Type
							EP7020	
IMX10B4WH12008S	6	12	9	16.5	9.7	4	●	1
IMX12B4WH16008S	8	16	12	20.9	11.7	4	●	1
IMX16B4WH20008S	10	20	15	24.7	15.5	4	●	1

Note 1) The fastening size of the holder and head should be the same. (Refer to K002)

SQUARE

RADIUS

ROUGHING

BALL

TAPER

CHAMFER

K

EXCHANGEABLE HEAD END MILLS

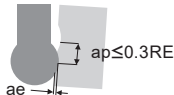
● : Inventory maintained in Japan.

Scan here for product NEWS ▶




RECOMMENDED CUTTING CONDITIONS


Internal Profile Milling, Undercut Machining (L/D=3) (mm)

Workpiece Material		Mild steel, Carbon steel, Alloy steel, Pre-hardened steel, Copper steel AISI 1045, AISI 4140, AISI 4340, ASTM A36, AISI 1010, AISI P21, AISI P20					Austenitic stainless steel, Ferritic and Martensitic stainless steels, Cobalt chromium alloy, Titanium alloy AISI 304, AISI 316, AISI 431, AISI 420J2, AISI 630, AISI 631, Ti-6Al-4V					Heat resistant alloys Inconel718				
Dia. DC	Radius of Ball Nose RE	Cutting Speed (m/min)	Revolution (min ⁻¹)	Feed per Tooth (mm/t)	Feed rate (mm/min)	Width of cut ae	Cutting Speed (m/min)	Revolution (min ⁻¹)	Feed per Tooth (mm/t)	Feed rate (mm/min)	Width of cut ae	Cutting Speed (m/min)	Revolution (min ⁻¹)	Feed per Tooth (mm/t)	Feed rate (mm/min)	Width of cut ae
12	6	100	2700	0.090	970	0.45	80	2100	0.075	630	0.45	30	800	0.040	130	0.36
16	8	100	2000	0.100	800	0.60	80	1600	0.080	510	0.60	30	600	0.045	110	0.48
20	10	100	1600	0.100	640	0.75	80	1300	0.090	470	0.75	30	480	0.050	96	0.60
Depth of Cut																

Internal Profile Milling, Undercut Machining (L/D=5) (mm)

Workpiece Material		Mild steel, Carbon steel, Alloy steel, Pre-hardened steel, Copper steel AISI 1045, AISI 4140, AISI 4340, ASTM A36, AISI 1010, AISI P21, AISI P20					Austenitic stainless steel, Ferritic and Martensitic stainless steels, Cobalt chromium alloy, Titanium alloy AISI 304, AISI 316, AISI 431, AISI 420J2, AISI 630, AISI 631, Ti-6Al-4V					Heat resistant alloys Inconel718				
Dia. DC	Radius of Ball Nose RE	Cutting Speed (m/min)	Revolution (min ⁻¹)	Feed per Tooth (mm/t)	Feed rate (mm/min)	Width of cut ae	Cutting Speed (m/min)	Revolution (min ⁻¹)	Feed per Tooth (mm/t)	Feed rate (mm/min)	Width of cut ae	Cutting Speed (m/min)	Revolution (min ⁻¹)	Feed per Tooth (mm/t)	Feed rate (mm/min)	Width of cut ae
12	6	70	1900	0.070	530	0.30	50	1300	0.050	260	0.30	20	530	0.030	64	0.24
16	8	70	1400	0.080	450	0.40	50	990	0.060	240	0.40	20	400	0.040	64	0.32
20	10	70	1100	0.080	350	0.50	50	800	0.070	220	0.50	20	320	0.040	51	0.40
Depth of Cut																

Internal Profile Milling, Undercut Machining (L/D=7) (mm)

Workpiece Material		Mild steel, Carbon steel, Alloy steel, Pre-hardened steel, Copper steel AISI 1045, AISI 4140, AISI 4340, ASTM A36, AISI 1010, AISI P21, AISI P20					Austenitic stainless steel, Ferritic and Martensitic stainless steels, Cobalt chromium alloy, Titanium alloy AISI 304, AISI 316, AISI 431, AISI 420J2, AISI 630, AISI 631, Ti-6Al-4V				
Dia. DC	Radius of Ball Nose RE	Cutting Speed (m/min)	Revolution (min ⁻¹)	Feed per Tooth (mm/t)	Feed rate (mm/min)	Width of cut ae	Cutting Speed (m/min)	Revolution (min ⁻¹)	Feed per Tooth (mm/t)	Feed rate (mm/min)	Width of cut ae
12	6	50	1300	0.030	160	0.15	30	800	0.025	80	0.15
16	8	50	990	0.035	140	0.20	30	600	0.030	72	0.20
20	10	50	800	0.040	130	0.25	30	480	0.035	67	0.25
Depth of Cut											

Note 1) If the machine or workpiece material is not rigid, or if chatter or abnormal noises occur, adjust the revolution, feed rate and depth of cut.

Note 2) If the depth of cut is smaller, the revolution and the feed rate can be increased.

Note 3) In case of L/D > 5, It is recommended to use taper neck type holder.

Note 4) For stainless steels, titanium alloys and heat resistant alloys, the use of water-soluble coolant is effective.

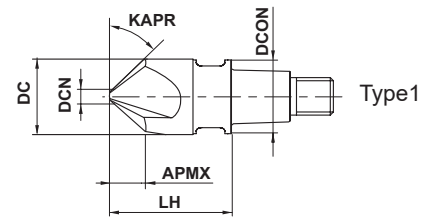
EXCHANGEABLE HEAD END MILLS

IMX-CH3L

Chamfer head, 3 flute



Carbon Steel, Alloy Steel, Cast Iron (<30HRC)	Tool Steel, Pre-Hardened Steel, Hardened Steel (≤45HRC)	Hardened Steel (≤55HRC)	Hardened Steel (>55HRC)	Austenitic Stainless Steel	Titanium Alloy, Heat Resistant Alloy	Copper Alloy	Aluminium Alloy
○	○	○		○	○		



DCN=1.5				
±0.020				

- Chamfered cutting head suitable for inner and outer circumference.
- Anti-vibration design.

Order Number	DC	APMX	KAPR	DCN	LH	DCON	No. of Flutes	Grade		Type
								EP7020		
IMX10CH3L100A45	10	4.2	45°	1.5	16	9.7	3	●		1
IMX12CH3L120A45	12	5.2	45°	1.5	19	11.7	3	●		1
IMX16CH3L160A45	16	7.2	45°	1.5	24	15.5	3	●		1
IMX20CH3L200A45	20	9.2	45°	1.5	30	19.5	3	●		1

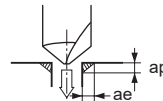
Note 1) The fastening size of the holder and head should be the same. (Refer to K002)

RECOMMENDED CUTTING CONDITIONS

■ Chamfer milling (Hole circumference)

Workpiece Material		Carbon steels, Alloy steels, Gray cast irons AISI 1045, AISI 4140, AISI No 45 B						Alloy tool steels, Carbon steels, Alloy steels, Pre-hardened steels SKD, SKT, AISI 4340, AISI P21, AISI P20						Austenitic stainless steels, Titanium alloys AISI 304, AISI 316, Ti-6Al-4V					
Dia. DC	No. of Flutes	Cutting Speed (m/min)	Revolution (min ⁻¹)	Feed per Tooth (mm/t)	Feed rate (mm/min)	Depth of cut ap	Width of Cut ae	Cutting Speed (m/min)	Revolution (min ⁻¹)	Feed per Tooth (mm/t)	Feed rate (mm/min)	Depth of cut ap	Width of Cut ae	Cutting Speed (m/min)	Revolution (min ⁻¹)	Feed per Tooth (mm/t)	Feed rate (mm/min)	Depth of cut ap	Width of Cut ae
10	3	40	1300	0.04	160	1.8	1.8	40	1300	0.03	120	1.8	1.8	30	950	0.03	86	1.8	1.8
12	3	40	1100	0.04	130	2.2	2.2	40	1100	0.03	99	2.2	2.2	30	800	0.03	72	2.2	2.2
16	3	40	800	0.04	96	2.4	2.4	40	800	0.03	72	2.4	2.4	30	600	0.03	54	2.4	2.4
20	3	40	640	0.04	77	2.6	2.6	40	640	0.03	58	2.6	2.6	30	480	0.03	43	2.6	2.6

Depth of Cut



Note 1) For stainless steel, titanium alloy and heat resistant alloy, the use of water-soluble coolant is effective.

Note 2) Vibration may occur if there is poor rigidity of the machine or workpiece material. In that case, please adjust the revolution and feed rate.

● : Inventory maintained in Japan.

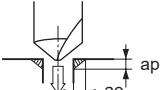
Scan here for product NEWS ▶



Chamfer milling (Hole circumference)

(mm)


Workpiece Material		Hardenned steels (40-55HRC) AISI H13, AISI L6						Heat resistant alloys Inconel718					
Dia. DC	No. of Flutes	Cutting Speed (m/min)	Revolution (min ⁻¹)	Feed per Tooth (mm/t)	Feed rate (mm/min)	Depth of cut ap	Width of Cut ae	Cutting Speed (m/min)	Revolution (min ⁻¹)	Feed per Tooth (mm/t)	Feed rate (mm/min)	Depth of cut ap	Width of Cut ae
10	3	30	950	0.02	57	1.8	1.8	30	950	0.04	110	1.8	1.8
12	3	30	800	0.02	48	2.2	2.2	30	800	0.04	96	2.2	2.2
16	3	30	600	0.02	36	2.4	2.4	30	600	0.04	72	2.4	2.4
20	3	30	480	0.02	29	2.6	2.6	30	480	0.04	58	2.6	2.6

Depth of Cut 


Chamfer milling (Shape circumference)

(mm)

Workpiece Material		Carbon steels, Alloy steels, Gray cast irons AISI 1045, AISI 4140, AISI No 45 B					Alloy tool steels, Carbon steels, Alloy steels, Pre-hardened steels SKD, SKT, AISI 4340, AISI P21, AISI P20					Austenitic stainless steels, Titanium alloys AISI 304, AISI 316, Ti-6Al-4V				
Dia. DC	No. of Flutes	Cutting Speed (m/min)	Revolution (min ⁻¹)	Feed per Tooth (mm/t)	Feed rate (mm/min)	Depth of cut ap	Cutting Speed (m/min)	Revolution (min ⁻¹)	Feed per Tooth (mm/t)	Feed rate (mm/min)	Depth of cut ap	Cutting Speed (m/min)	Revolution (min ⁻¹)	Feed per Tooth (mm/t)	Feed rate (mm/min)	Depth of cut ap
10	3	100	3200	0.05	480	2	70	2200	0.05	300	2	60	1900	0.04	230	2
12	3	100	2700	0.05	410	2.4	70	1900	0.05	260	2.4	60	1600	0.04	190	2.4
16	3	100	2000	0.05	300	2.7	70	1400	0.05	190	2.7	60	1200	0.04	140	2.7
20	3	100	1600	0.05	240	3.2	70	1100	0.05	150	3.2	60	950	0.04	110	3.2

Depth of Cut 

Workpiece Material		Hardenned steels (40-55HRC) AISI H13, AISI L6					Heat resistant alloys Inconel718				
Dia. DC	No. of Flutes	Cutting Speed (m/min)	Revolution (min ⁻¹)	Feed per Tooth (mm/t)	Feed rate (mm/min)	Depth of cut ap	Cutting Speed (m/min)	Revolution (min ⁻¹)	Feed per Tooth (mm/t)	Feed rate (mm/min)	Depth of cut ap
10	3	50	1600	0.03	140	2	30	950	0.04	110	2
12	3	50	1300	0.03	120	2.4	30	800	0.04	96	2.4
16	3	50	990	0.03	89	2.7	30	600	0.04	72	2.7
20	3	50	800	0.03	72	3.2	30	480	0.04	58	3.2

Depth of Cut 

Note 1) For stainless steels, titanium alloys and heat resistant alloys, the use of water-soluble coolant is effective.

Note 2) Vibration may occur if there is poor rigidity of the machine or workpiece material. In that case, please adjust the revolution and feed rate.

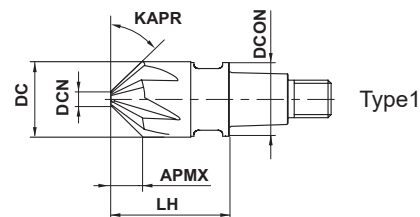
EXCHANGEABLE HEAD END MILLS

IMX-CH6V

Chamfer head, 6 flute



Carbon Steel, Alloy Steel, Cast Iron (<30HRC)	Tool Steel, Pre-Hardened Steel, Hardened Steel (≤45HRC)	Hardened Steel (≤55HRC)	Hardened Steel (>55HRC)	Austenitic Stainless Steel	Titanium Alloy, Heat Resistant Alloy	Copper Alloy	Aluminium Alloy
○	○	○		○	○		



DCN=3				
±0.020				

- Suitable for outer circumference.
- Multiple cutting design for extended tool life.

(mm)

Order Number	DC	APMX	KAPR	DCN	LH	DCON	No. of Flutes	Grade	Type
								EP7020	
IMX12CH6V120A45	12	4.5	45°	3	19	11.7	6	●	1
IMX16CH6V160A45	16	6.5	45°	3	24	15.5	6	●	1
IMX20CH6V200A45	20	8.5	45°	3	30	19.5	6	●	1

Note 1) The fastening size of the holder and head should be the same. (Refer to K002)

K

EXCHANGEABLE HEAD END MILLS

● : Inventory maintained in Japan.

Scan here for product NEWS ▶



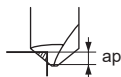
RECOMMENDED CUTTING CONDITIONS

■ Chamfer milling (Shape circumference)

(mm)

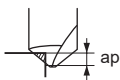
Workpiece Material		Carbon steels, Alloy steels, Gray cast irons AISI 1045, AISI 4140, AISI No 45 B					Alloy tool steels, Carbon steels, Alloy steels, Pre-hardened steels SKD, SKT, AISI 4340, AISI P21, AISI P20					Austenitic stainless steels, Titanium alloys AISI 304, AISI 316, Ti-6Al-4V				
Dia. DC	No. of Flutes	Cutting Speed (m/min)	Revolution (min ⁻¹)	Feed per Tooth (mm/t)	Feed rate (mm/min)	Depth of cut ap	Cutting Speed (m/min)	Revolution (min ⁻¹)	Feed per Tooth (mm/t)	Feed rate (mm/min)	Depth of cut ap	Cutting Speed (m/min)	Revolution (min ⁻¹)	Feed per Tooth (mm/t)	Feed rate (mm/min)	Depth of cut ap
12	6	100	2700	0.05	810	2.4	70	1900	0.045	510	2.4	60	1600	0.04	380	2.4
16	6	100	2000	0.05	600	2.7	70	1400	0.045	380	2.7	60	1200	0.04	290	2.7
20	6	100	1600	0.05	480	3.2	70	1100	0.045	300	3.2	60	950	0.04	230	3.2

Depth of Cut



Workpiece Material		Hardenned steels (40-55HRC) AISI H13, AISI L6					Heat resistant alloys Inconel718				
Dia. DC	No. of Flutes	Cutting Speed (m/min)	Revolution (min ⁻¹)	Feed per Tooth (mm/t)	Feed rate (mm/min)	Depth of cut ap	Cutting Speed (m/min)	Revolution (min ⁻¹)	Feed per Tooth (mm/t)	Feed rate (mm/min)	Depth of cut ap
12	6	50	1300	0.03	230	2.4	30	800	0.04	190	2.4
16	6	50	990	0.03	180	2.7	30	600	0.04	140	2.7
20	6	50	800	0.03	140	3.2	30	480	0.04	120	3.2

Depth of Cut



Note 1) For stainless steels, titanium alloys and heat resistant alloys, the use of water-soluble coolant is effective.

Note 2) Vibration may occur if there is poor rigidity of the machine or workpiece material. In that case, please adjust the revolution and feed rate.

SQUARE

RADIUS

ROUGHING

BALL

TAPER

CHAMFER

K

EXCHANGEABLE HEAD END MILLS

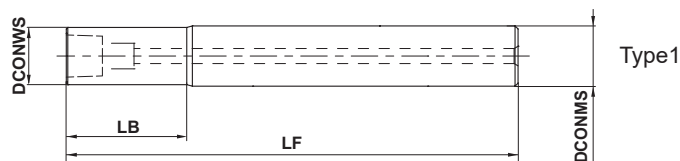
EXCHANGEABLE HEAD END MILLS

IMX

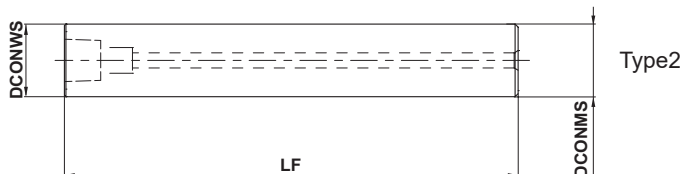
Carbide Holder

CARBIDE

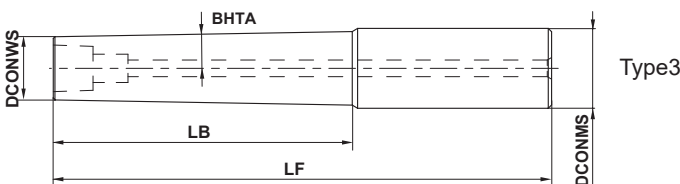
Undercut



Straight



Taper Neck Type



DCONMS=10	12 ≤ DCONMS ≤ 16	20 ≤ DCONMS ≤ 25		
$\frac{0}{-0.009}$	$\frac{0}{-0.011}$	$\frac{0}{-0.013}$		

Carbide Holder

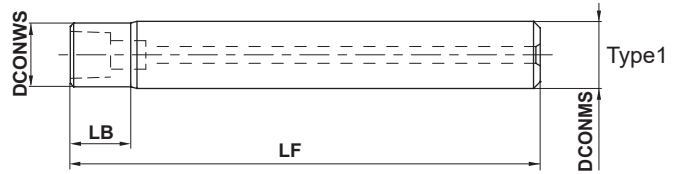
(mm)

Order Number	BHTA	LB	DCONWS	LF	DCONMS	Stock	Type	Suitable Head	Wrench
IMX10-U10N014L070C	—	14	9.7	70	10	●	1	IMX10	IMX10-WR
IMX10-S10L090C	—	—	10	90	10	●	2	IMX10	IMX10-WR
IMX10-U10N034L090C	—	34	9.7	90	10	●	1	IMX10	IMX10-WR
IMX10-S10L110C	—	—	10	110	10	●	2	IMX10	IMX10-WR
IMX10-U10N054L110C	—	54	9.7	110	10	●	1	IMX10	IMX10-WR
IMX10-A12N054L110C	1°	54	9.7	110	12	●	3	IMX10	IMX10-WR
IMX12-U12N017L080C	—	17	11.7	80	12	●	1	IMX12	IMX12-WR
IMX12-S12L100C	—	—	12	100	12	●	2	IMX12	IMX12-WR
IMX12-U12N041L100C	—	41	11.7	100	12	●	1	IMX12	IMX12-WR
IMX12-S12L130C	—	—	12	130	12	●	2	IMX12	IMX12-WR
IMX12-U12N065L130C	—	65	11.7	130	12	●	1	IMX12	IMX12-WR
IMX12-A16N065L130C	1°	65	11.7	130	16	●	3	IMX12	IMX12-WR
IMX16-U16N024L080C	—	24	15.5	80	16	●	1	IMX16	IMX16-WR
IMX16-S16L110C	—	—	16	110	16	●	2	IMX16	IMX16-WR
IMX16-U16N056L110C	—	56	15.5	110	16	●	1	IMX16	IMX16-WR
IMX16-S16L150C	—	—	16	150	16	●	2	IMX16	IMX16-WR
IMX16-U16N088L150C	—	88	15.5	150	16	●	1	IMX16	IMX16-WR
IMX16-A20N088L150C	1°	88	15.5	150	20	●	3	IMX16	IMX16-WR
IMX20-U20N030L090C	—	30	19.5	90	20	●	1	IMX20	IMX20-WR
IMX20-S20L130C	—	—	20	130	20	●	2	IMX20	IMX20-WR
IMX20-U20N070L130C	—	70	19.5	130	20	●	1	IMX20	IMX20-WR
IMX20-S20L180C	—	—	20	180	20	●	2	IMX20	IMX20-WR
IMX20-U20N110L180C	—	110	19.5	180	20	●	1	IMX20	IMX20-WR
IMX20-A25N110L180C	1°	110	19.5	180	25	●	3	IMX20	IMX20-WR
IMX25-U25N037L110C	—	37.5	24.5	110	25	●	1	IMX25	IMX25-WR
IMX25-S25L160C	—	—	25	160	25	●	2	IMX25	IMX25-WR
IMX25-U25N087L160C	—	87.5	24.5	160	25	●	1	IMX25	IMX25-WR
IMX25-S25L210C	—	—	25	210	25	●	2	IMX25	IMX25-WR

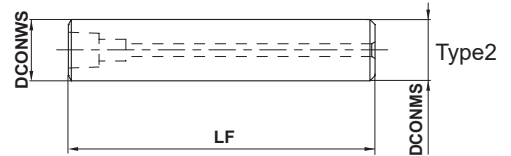
Note 1) The fastening size of the holder and head should be the same. (Refer to K002)

● : Inventory maintained in Japan.

Undercut



Highly Rigid Straight



DCONMS=10	12 ≤ DCONMS ≤ 16	20 ≤ DCONMS ≤ 25	DCONMS=32
0 - 0.009	0 - 0.011	0 - 0.013	0 - 0.016

Steel Holder

(mm)

Order Number	LB	DCONWS	LF	DCONMS	Stock	Type	Suitable Head	Wrench
IMX10-U10N009L070S	9	9.7	70	10	●	1	IMX10	IMX10-WR
IMX10-G12L060S	—	12	60	12	●	2	IMX10	IMX10-WR
IMX12-U12N011L080S	11	11.7	80	12	●	1	IMX12	IMX12-WR
IMX12-G16L070S	—	16	70	16	●	2	IMX12	IMX12-WR
IMX16-U16N016L080S	16	15.5	80	16	●	1	IMX16	IMX16-WR
IMX16-G20L070S	—	20	70	20	●	2	IMX16	IMX16-WR
IMX20-U20N020L090S	20	19.5	90	20	●	1	IMX20	IMX20-WR
IMX20-G25L080S	—	25	80	25	●	2	IMX20	IMX20-WR
IMX25-U25N025L110S	25	24.5	110	25	●	1	IMX25	IMX25-WR
IMX25-G32L100S	—	32	100	32	●	2	IMX25	IMX25-WR


Note 1) The fastening size of the holder and head should be the same. (Refer to K002)

EXCHANGEABLE HEAD END MILLS


CARBIDE

How to Install the Head

- Using a clean cloth, wipe away oil and dust from the taper and end surfaces of the head and holder.



- Be careful to avoid the possibility of cutting hands when fastening with bare hands directly near the blade tip. Securely fasten the head and holder end surfaces using the enclosed wrench to close off any remaining gap.

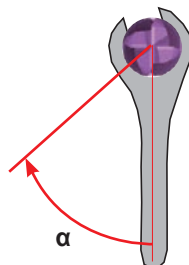


K

EXCHANGEABLE HEAD END MILLS

- Refer to the table at below regarding angles for recommended torque when necessary. For stricter usage, refer to the table below for torque wrench fastening.

Suitable Head	Reference Tightening Angle α	Recommended Clamping Torque(N·m)
IMX10	50°	10
IMX12	50°	15
IMX16	50°	30
IMX20	40°	50
IMX25	35°	75

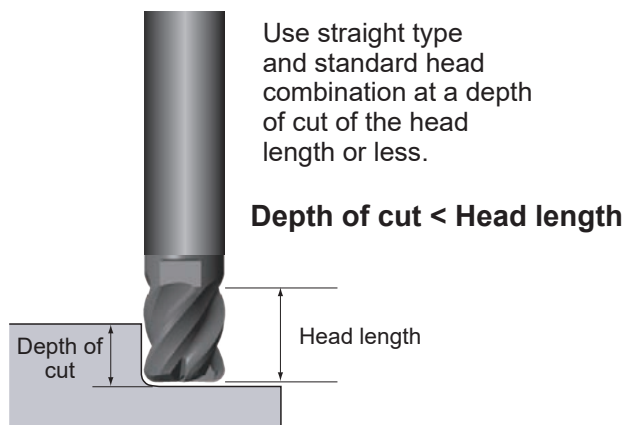


Note 1) Use the enclosed wrench only.
(Typical wrenches differ in thickness.)

iMX holder application

- Combination of the straight type and standard head causes interference when the depth of cut is head length or more. (Because holder diameter = head diameter)
- Combination of the straight type and offset head may make the depth of cutting length or more. (Because holder diameter < head diameter)

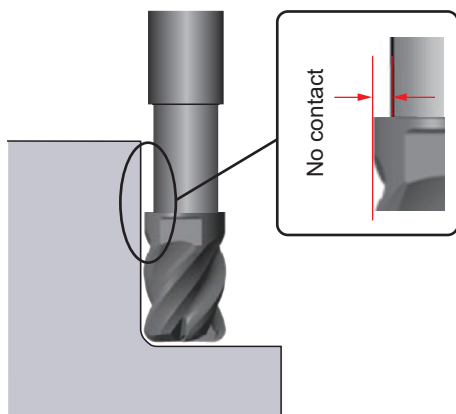
Straight + Standard head



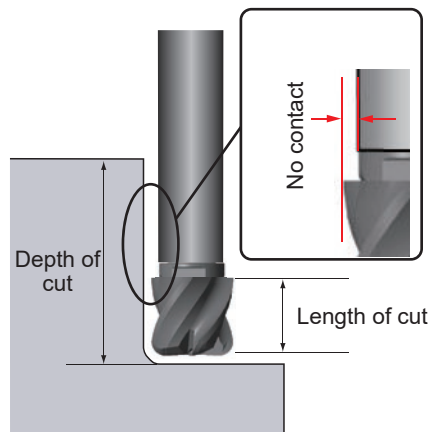
Installation at an overhang of DC×3 or less is also possible, if the depth of cut < head length is assumed.

- It is suitable for vertical wall machining, because the undercut type has a relief neck.
- A taper neck with thick relief has high rigidity. Especially a stable cutting is demonstrated at deeper machining.
- Perform straight shank additional grinding together with customer application for undercut taper neck type. (Refer to the cutting edge diameter (Cutting diameter DC) of each type for the minimum machining diameter.)

Undercut + Standard head



Straight + Offset head



Taper neck + Standard head

